

- NOTES:
1. MINIMUM RECOMMENDED CONCRETE PAD SIZE: 1194 (47") WIDE X 2718 (107") LONG. REFERENCE INSTALLATION GUIDE SUPPLIED WITH UNIT FOR CONCRETE PAD GUIDELINES
 2. ALLOW SUFFICIENT ROOM ON ALL SIDES OF THE GENERATOR FOR MAINTENANCE AND SERVICING. THIS UNIT MUST BE INSTALLED IN ACCORDANCE WITH CURRENT APPLICABLE NFPA 37 AND NFPA 70 STANDARDS AS WELL AS ANY OTHER FEDERAL, STATE, AND LOCAL CODES.
 3. CONTROL PANEL / CIRCUIT BREAKER INFORMATION:
 - SEE SPECIFICATION SHEET OR OWNERS MANUAL
 - ACCESSIBLE THROUGH CUSTOMER ACCESS ASSEMBLY DOOR ON REAR OF GENERATOR
 4. REMOVE THE REAR TANK AND REAR ENCLOSURE COVER PANEL TO ACCESS THE STUB-UP AREAS AS FOLLOWS:
 - HIGH VOLTAGE CONNECTION INCLUDING AC LOAD LEAD CONDUIT CONNECTION NEUTRAL CONNECTION, BATTERY CHARGER 120 VOLT AC (0.5 AMP MAX) CONNECTION.
 - LOW VOLTAGE CONNECTIONS INCLUDING TRANSFER SWITCH CONTROL WIRES AND ACCESSORY RELAY CONNECTION (QTY 4)
 5. CENTER OF GRAVITY AND WEIGHT MAY CHANGE DUE TO UNIT OPTIONS.
 6. ENGINE SERVICE CONNECTIONS
 - OIL DRAIN: 3/8" NPT
 - EXHAUST OUTLET: 2" O.D.
 7. BOTTOM OF GENERATOR SET MUST BE ENCLOSED TO PREVENT PEST INTRUSION AND AND RECIRCULATION OF DISCHARGE AIR AND/OR IMPROPER COOLING AIR FLOW.
 8. EXHAUST SYSTEM MAXIMUM BACK PRESSURE: 35 INCHES H2O.
 9. REFERENCE OWNERS MANUAL FOR LIFTING WARNINGS.
 10. MOUNTING BOLTS OR STUDS TO CONCRETE PAD SHALL BE 5/8-11 GRADE 5

SERVICE ITEM	2.4L
OIL FILL CAP	LEFT SIDE
OIL DIP STICK	LEFT SIDE
OIL FILTER	RIGHT SIDE
OIL DRAIN HOSE	LEFT SIDE
RADIATOR DRAIN HOSE	LEFT SIDE
AIR CLEANER ELEMENT	LEFT SIDE
MUFFLER	FRONT
FAN BELT	EITHER SIDE
BATTERY	LEFT SIDE

REFERENCE OWNERS MANUAL FOR PERIODIC REPLACEMENT PART LISTINGS.

WEIGHT DATA WITH EMPTY BASETANK (SEE NOTE 6)	
GENERATOR AS SHOWN (STEEL ENCL)	860 [1895]
WITH WOODEN SHIPPING SKID	905 [1995]

INTERNAL DIVIDER PANEL SEPARATES FUEL TANK VENTILATION DUCT FROM THE ENGINE, ALTERNATOR AND EXHAUST SYSTEM

RADIATOR/EXHAUST DISCHARGE AIR (BOTH SIDES)

AIR INTAKE (BOTH SIDES)

REMOVE PANEL TO ALLOW TANK VENTS TO TERMINATE OUTSIDE OF THE GENERATOR ENCLOSURE (CHECK LOCAL AND STATE CODE FOR APPLICABILITY)

171 [6.7]

618 [24.3]

REMOVE COVER FOR ACCESS TO RADIATOR FILL CAP

BATTERY 12 VOLT NEGATIVE GROUND

FRONT VIEW

RADIATOR/EXHAUST DISCHARGE AIR

758 [29.8] DOOR TYP

FUEL TANK VENTILATION DUCT

REAR ENCLOSURE COVER PANEL SEE NOTE 4

CIRCUIT BREAKER SEE NOTE 3

CUSTOMER ACCESS ASSEMBLY. CONTROL PANEL ACCESS. BATTERY CHARGER LOCATED WITHIN SEE NOTE 4

REAR TANK COVER SEE NOTE 4

OPEN PUNCHED LOUVERS TYPICAL ON BOTH SIDES OF FUEL TANK VENTILATION DUCT TO PROVIDE ADEQUATE CROSS-FLOW OF AIR VENTILATION

EXHAUST MUFFLER ENCLOSED WITHIN GENERATOR ENCLOSURE

LEFT SIDE VIEW

LIFT OFF DOOR PROVIDES ACCESS TO: FUEL FILL, FUEL LEVEL GAUGE, NORMAL VENT, INNER TANK EMERGENCY VENT, OUTER TANK EMERGENCY VENT, OPTIONAL 90% ALARM ASSEMBLY, OPTIONAL 5 GALLON SPILL BOX

1409 [55.5] OVERALL HEIGHT

888 [35.0] OVERALL WIDTH

FRONT VIEW

WISE ACTION LATCH, ONE PER DOOR. ONE LIFT-OFF DOOR PER SIDE OF GENERATOR

254 [10.0]

102 [4.0]

LIFTING PROVISION (4 PLACES) SEE NOTE 9 AND CENTER OF GRAVITY DIMENSIONS

2212 [87.1]

2424 [95.4] OVERALL LENGTH

RIGHT SIDE VIEW

DRAWING CREATED FROM PRO/ENGINEER 3D FILE. ECO MODIFICATION TO BE APPLIED TO SOLID MODEL ONLY.

INSTALLATION DRAWING

GENERAC POWER SYSTEMS OWNS THE COPYRIGHT OF THIS DRAWING WHICH IS SUPPLIED IN CONFIDENCE AND MUST NOT BE USED FOR ANY PURPOSE OTHER THAN FOR WHICH IT IS SUPPLIED WITHOUT THE EXPRESS WRITTEN CONSENT OF GENERAC POWER SYSTEMS. ©GENERAC POWER SYSTEMS 2013

ELECTRONICALLY APPROVED INSIDE WINDCHILL



TITLE

INSTALL CPL PROT D2.4L EXT

ISSUE DATE:

SIZE B

CAGE NO

DWG NO

0K4893

REV A

SCALE

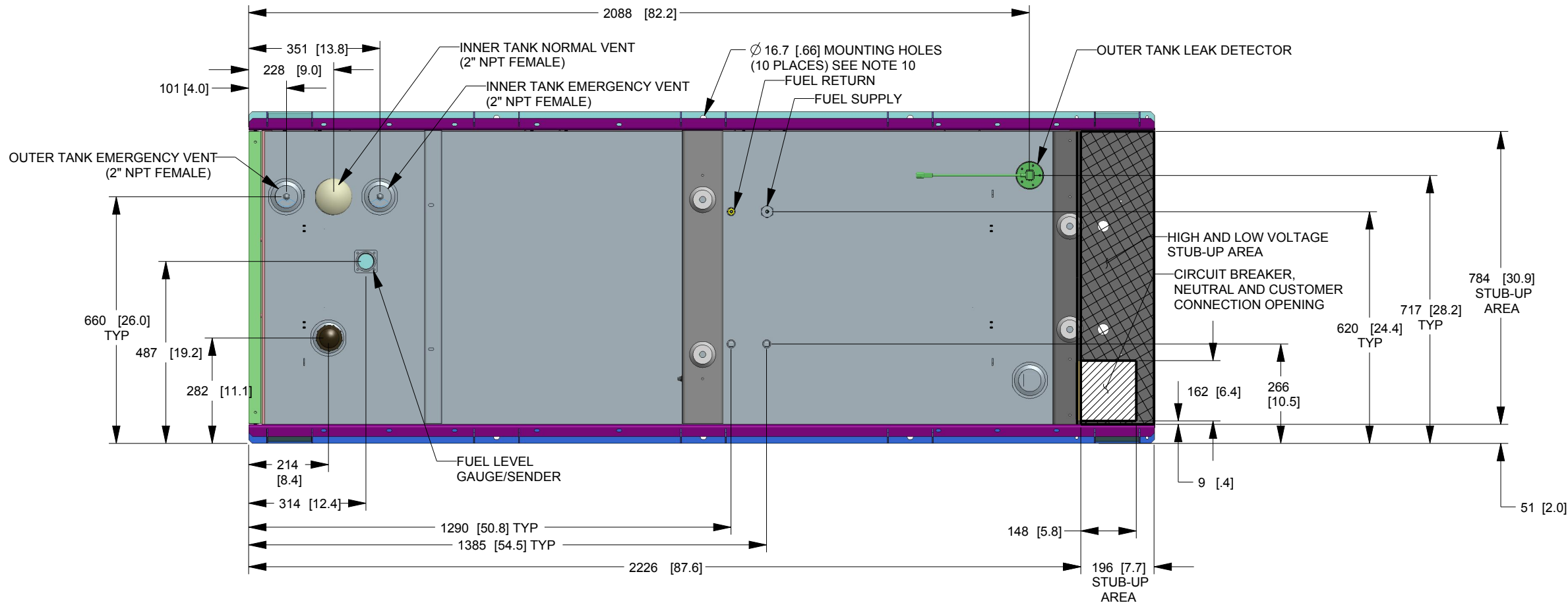
0.050

WT-KG

SHEET

1 of 2

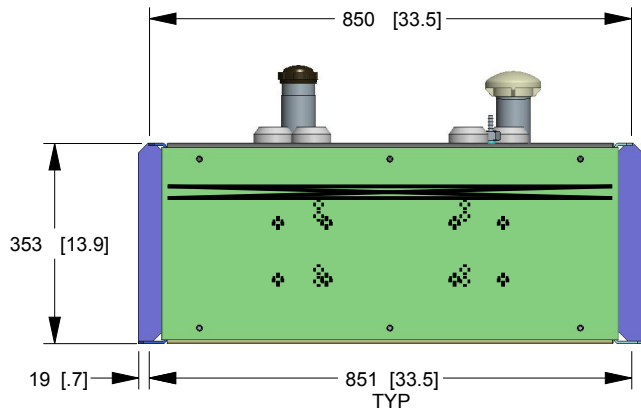
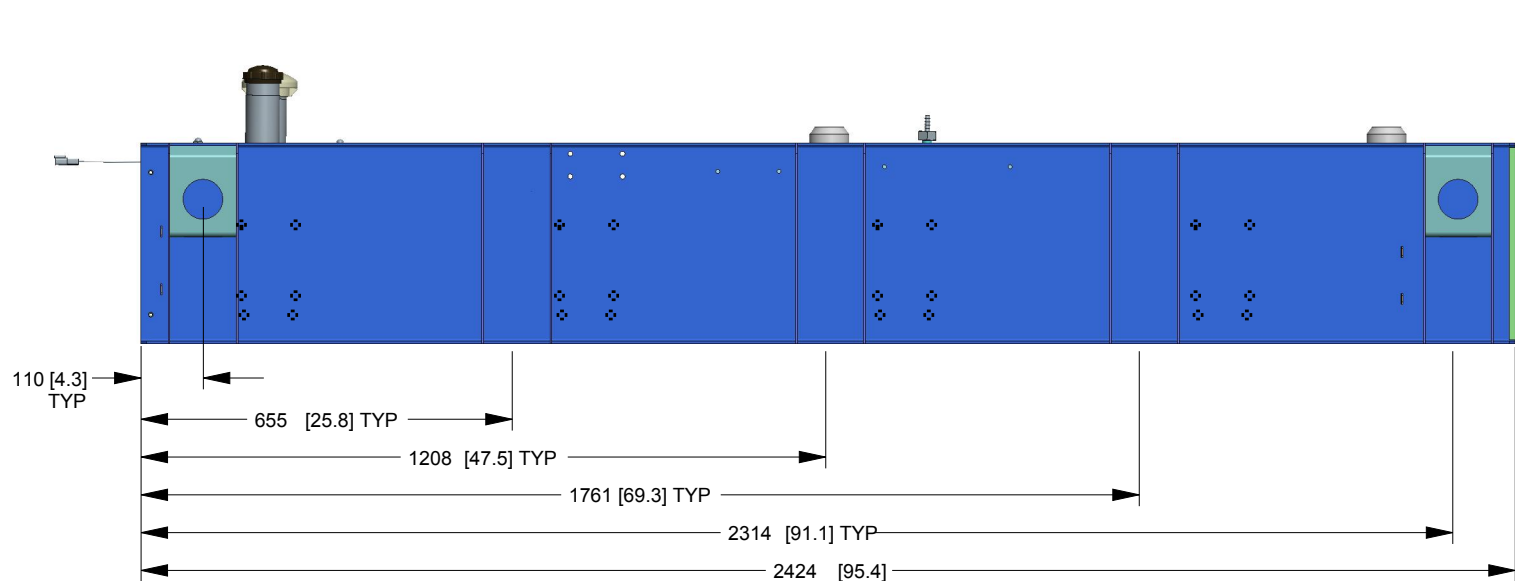
B



TANK P/N	OK07080ST03
TOTAL CAPACITY	233 [61]
USABLE CAPACITY	203 [55]

CAPACITY: LITER [GALLON]
DIMENSIONS: MM [INCH]
UL # 142 LISTED

A



B

A

DRAWING CREATED FROM PRO/ENGINEER
3D FILE. ECO MODIFICATION TO BE
APPLIED TO SOLID MODEL ONLY.

INSTALLATION DRAWING

GENERAC POWER SYSTEMS OWNS THE COPYRIGHT OF THIS DRAWING
WHICH IS SUPPLIED IN CONFIDENCE AND MUST NOT BE USED FOR
ANY PURPOSE OTHER THAN FOR WHICH IT IS SUPPLIED WITHOUT
THE EXPRESS WRITTEN CONSENT OF GENERAC POWER SYSTEMS.
©GENERAC POWER SYSTEMS 2013

ELECTRONICALLY APPROVED
INSIDE WINDCHILL



TITLE
INSTALL STUB-UP VIEW CPL PROT D2.4L
EXTENDED TANK

ISSUE DATE:				
SIZE B	CAGE NO	DWG NO 0K4893	REV A	
SCALE	0.075	WT-KG	SHEET	2 of 2