0K9488

INSTALLATION DRAWINGS

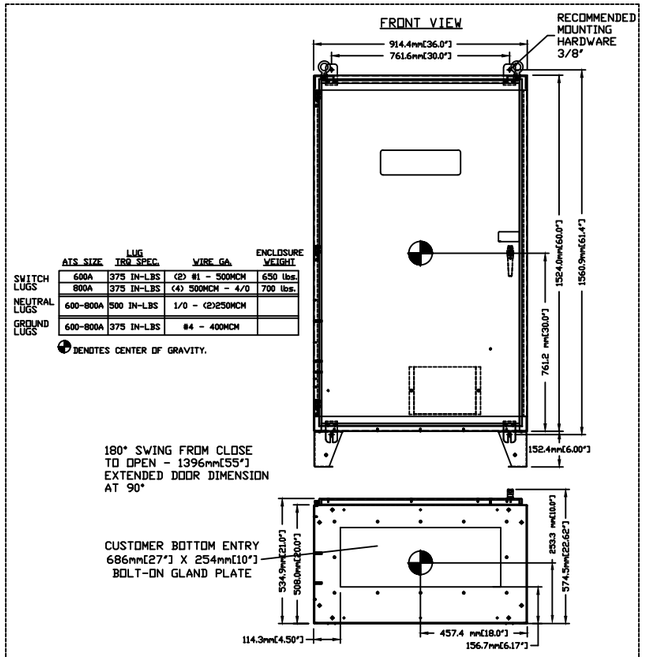

	ATS SIZE	LUG TRQ SPEC.	WIRE GA	ENCLOSURE WEIGHT
SWITCH LUGS	600A	375 IN-LBS	(2) #1 - 500MCM	650 lbs.
	800A	375 IN-LBS	(4) 500MCM - 4/0	700 lbs.
NEUTRAL LUGS	600-800A	500 IN-LBS	1/0 - (2)250MCM	
GROUND LUGS	600-800A	375 IN-LBS	#4 - 400MCM	

DENOTES CENTER OF GRAVITY.

INSTALLATION DRAWINGS

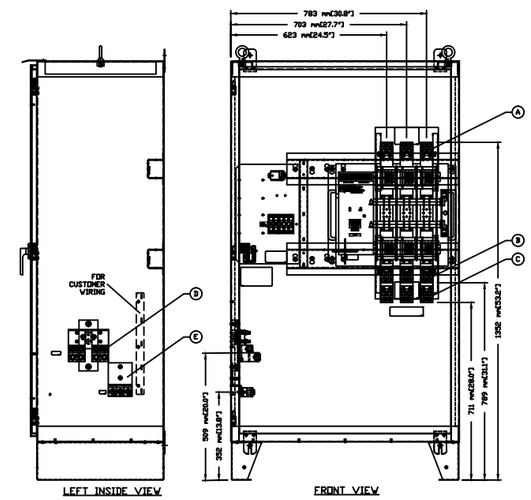

800A 3 PHASE SHOWN

A - UTILITY UN-GROUNDED CONDUCTOR CONNECTION
(WIRE RANGE 600A: 2x1/0-500MCM - 800-1000A: 4x4/0-500MCM PER POLE)
B - GENERATOR UN-GROUNDED CONDUCTOR CONNECTION
(WIRE RANGE 600A: 2x1/0-500MCM - 800-1000A: 4x4/0-500MCM PER POLE)
C - LOAD UN-GROUNDED CONDUCTOR CONNECTION
(WIRE RANGE 600A: 2x1/0-500MCM - 800-1000A: 4x4/0-500MCM PER POLE)
D - NEUTRAL SUPPLY CONNECTIONS (WIRE RANGE: 8x1/0-750MCM)
E - GROUND TERMINAL (WIRE RANGE: 3x(1) #4-600MCM OR (6) 1/0-250MCM)

09/29/14	"A"	RELEASED FOR PRODUCTION
10/6/14	K-1385-B	REV. TORQUE SPEC. ON SV. LUGS
02/26/15	K-1840-C	REV. ASSY VIEW CONT. DECAL.

DO NOT SCALE

DRAWING TITLE: INSTALLATION DRAWING 600-800A RTS

MATERIAL: N/A

DATE: 09/29/14 | DRWN: N/A | APVD: N/A

GENERAC POWER SYSTEMS, INC. W24W180 RIVERSIDE DR. P.O. BOX 8 WAUKESHA, WIS. 53187

FILE NAME: 0K9488.DWG | SIZE: D

SCALE: 1 = 1 | COPYRIGHT 2014 RTS

DWG NO: 0K9488 | REV: C

GROUP G

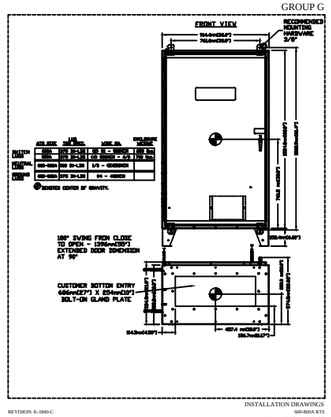

GROUP G

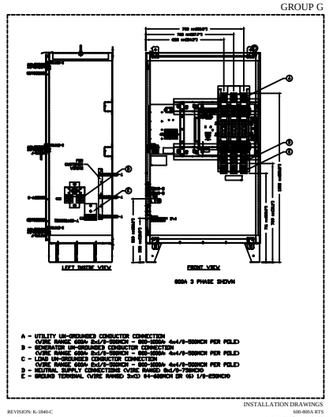

INSTALLATION DRAWINGS
REVISION: K-1840-C
DATE: 02/26/15
600-800A RTS
DRAWING #: 0K9488