

STANDBY GENERATORS

17 kW

AIR-COOLED GENERATOR SETS

Standby Power Rating

Model G007060-0 (Steel - Dark Gray) - 17 kW 60 Hz - US

Model G007061-0 (Steel - Dark Gray) - 17 kW 60 Hz - Canada



INCLUDES

- PrecisionPower™ Electrical Technology
- Two Line LCD Multilingual Digital Controller (English/Spanish/French/Portuguese)
- Electronic Governor
- 200 amp service rated Sync™ Switch
- System and Status & Maintenance Interval LED Indicators
- Flexible Fuel Line Connector
- WhisperCheck™ Exercise

- Direct-To-Dirt Composite Pad
- Sound Attenuated Enclosure
- Natural Gas or LP Gas Operation
- 3 Year Premium Limited Warranty
- Capability to be installed within 18" (457 mm) of a building*



* Only if located away from doors, windows and fresh air intakes, and unless otherwise directed by local codes.

*** US version is UL listed only

FEATURES

- **INNOVATIVE ENGINE DESIGN & RIGOROUS TESTING** are at the heart of Honeywell's success in providing the most reliable generators possible. Honeywell generators use Generac's industry leading G-Force engine lineup for added peace of mind and reliability for when you need it the most. The G-Force series engines are purpose built and designed to handle the rigors of the extended run times in high temperatures and extreme operating conditions.
- **TEST CRITERIA**
 - ◆ PROTOTYPE TESTED
 - ◆ SYSTEM TORSIONAL TESTED
 - ◆ NEMA MG1-22 EVALUATION
 - ◆ MOTOR STARTING ABILITY
- **PRECISIONPOWER™ ELECTRICAL TECHNOLOGY** Superior harmonics and sine wave form produce less than 5% Total Harmonic Distortion for utility quality power. This allows confident operation of sensitive electronic equipment and micro-chip based appliances, such as variable speed HVAC.
- **SOLID-STATE, FREQUENCY COMPENSATED VOLTAGE REGULATION** This state-of-the-art power maximizing regulation system is standard on all Honeywell models. It provides optimized FAST RESPONSE to changing load conditions and MAXIMUM MOTOR STARTING CAPABILITY by electronically torque-matching the surge loads to the engine. Digital voltage regulation at +/- 1%.
- **SINGLE SOURCE SERVICE RESPONSE** from our extensive dealer network provides parts and service know-how for the entire unit, from the engine to the smallest electronic component.
- **HONEYWELL TRANSFER SWITCHES** The Honeywell generator line includes its own transfer systems and controls for total system compatibility.

17 kW

AIR-COOLED GENERATOR SETS

ENGINE

<ul style="list-style-type: none">• WhisperCheck• Generac G-Force design	Greatly reduces sound output and fuel consumption during bi-weekly exercise.
<ul style="list-style-type: none">• "Spiny-lok" cast iron cylinder walls• Electronic ignition/spark advance• Full pressure lubrication system	Maximizes engine "breathing" for increased fuel efficiency. Plateau honed cylinder walls and plasma moly rings help the engine run cooler, reducing oil consumption resulting in longer engine life.
<ul style="list-style-type: none">• Low oil pressure shutdown system• High temperature shutdown	Rigid construction and added durability provide long engine life.
	These features combine to assure smooth, quick starting every time.
	Pressurized lubrication to all vital bearings means better performance, less maintenance and longer engine life. Now featuring up to a 2 year/200 hour oil change interval.
	Shutdown protection prevents catastrophic engine damage due to low oil.
	Prevents damage due to overheating.

GENERATOR

<ul style="list-style-type: none">• Revolving field• Skewed stator• Displaced phase excitation• Automatic voltage regulation• UL 2200 listed	Allows for smaller, light weight unit that operates 25% more efficiently than a revolving armature generator.
	Produces a smooth output waveform for compatibility with electronic equipment.
	Maximizes motor starting capability.
	Regulates the output voltage to $\pm 1\%$ prevents damaging voltage spikes.
	For your safety.

TRANSFER SWITCH

<ul style="list-style-type: none">• Fully automatic• NEMA 3R• Remote mounting	Transfers your vital electrical loads to the energized source of power.
	Can be installed inside or outside for maximum flexibility.
	Mounts near your existing distribution panel for simple, low-cost installation.

SYNC™ 2.0 CONTROLS

<ul style="list-style-type: none">• Auto/Manual/Off illuminated buttons• Two-line LCD multilingual display• Sealed, raised buttons• Utility voltage sensing• Generator voltage sensing• Utility interrupt delay	Selects the operating mode and provides easy, at-a-glance status indication in any condition.
	Provides homeowners easily visible logs of history, maintenance and events up to 50 occurrences.
	Smooth, weather-resistant user interface for programming and operations.
	Constantly monitors utility voltage, setpoints 65% dropout, 80% pick-up, of standard voltage.
	Constantly monitors generator voltage to ensure the cleanest power delivered to the home.
	Prevents nuisance start-ups of the engine, adjustable 2-1500 seconds from the factory default setting of 5 seconds by a qualified dealer.
<ul style="list-style-type: none">• Engine warm-up• Engine cool-down• Programmable exerciser	Ensures engine is ready to assume the load, setpoint approximately 5 seconds.
	Allows engine to cool prior to shutdown, setpoint approximately 1 minute.
	Operates engine to prevent oil seal drying and damage between power outages by running the generator for 12 minutes every other week. Also offers a selectable setting for weekly or monthly operation providing flexibility and lower fuel costs to the owner.
<ul style="list-style-type: none">• Smart battery charger	Delivers charge to the battery only when needed at varying rates depending on outdoor air temperature.
	Compatible with lead acid and AGM-style batteries.
<ul style="list-style-type: none">• Electronic governor	Maintains constant 60 Hz frequency.

UNIT

<ul style="list-style-type: none">• SAE aluminum weather protective enclosure	Sound attenuated enclosures ensure quiet operation and protection against mother nature and can withstand winds up to 150 mph. Hinged key locking roof panel for security. Lift-out front for easy access to all routine maintenance items. Electrostatically applied textured epoxy paint for added durability.
<ul style="list-style-type: none">• Enclosed critical grade muffler• Small, compact, attractive	Quiet, critical grade muffler is mounted inside the unit to prevent injuries.
	Makes for an easy, eye appealing installation, as close as 18" away from a building.

INSTALLATION SYSTEM

<ul style="list-style-type: none">• 1 ft (305 mm) flexible fuel line connector	Absorbs any generator vibration when connected to rigid pipe.
<ul style="list-style-type: none">• Direct-to-dirt composite pad• Integral sediment trap	Complex lattice design prevents settling or sinking of the generator system.
	Prevents particles and moisture from entering the fuel regulator and engine, prolonging engine life.

GENERATOR		Models G007060-0 & G007061-0 (17 kW)	
Rated Maximum Continuous Power Capacity (LP)		17,000 Watts*	
Rated Maximum Continuous Power Capacity (NG)		16,000 Watts*	
Rated Voltage		240	
Rated Maximum Continuous Load Current – 240 V (LP/NG)		70.8/66.6	
Total Harmonic Distortion		Less than 5%	
Main Line Circuit Breaker		80 Amp	
Phase		1	
Number of Rotor Poles		2	
Rated AC Frequency		60 Hz	
Power Factor		1.0	
Battery Requirement (not included)		12 Volts, Group 26R 540 CCA Minimum or Group 35AGM 650 CCA Minimum	
Unit Weight (lb/kg)		492/223	
Dimensions (L x W x H) in/mm		48 x 25 x 29/1218 x 638 x 732	
Sound output in dB(A) at 23 ft (7 m) with generator operating at normal load**		66	
Sound output in dB(A) at 23 ft (7 m) with generator in WhisperCheck™ low speed exercise mode**		58	
Exercise duration		min	
ENGINE			
Type of Engine		GENERAC G-FORCE 1000 SERIES	
Number of Cylinders		2	
Displacement		999 cc	
Cylinder Block		Aluminum w/ Cast Iron Sleeve	
Valve Arrangement		Overhead Valve	
Ignition System		Solid-state w/ Magneto	
Governor System		Electronic	
Compression Ratio		9.5:1	
Starter		12 Vdc	
Oil Capacity Including Filter		Approx. 1.9 qt/1.8 L	
Operating rpm		3,600	
Fuel Consumption			
Natural Gas	ft³/hr (m³/hr)		
	1/2 Load	218 (6.17)	
	Full Load	309 (8.75)	
Liquid Propane	ft³/hr (gal/hr) [l/hr]		
	1/2 Load	91.6 (2.52) [9.53]	
	Full Load	106.8 (2.94) [11.11]	
Note: Fuel pipe must be sized for full load. Required fuel pressure to generator fuel inlet - 3.5-7" water column (7-13 mm mercury) for natural gas, 10-12" water column (19-22 mm mercury) for LP gas. For Btu content, multiply ft³/hr x 2500 (LP) or ft³/hr x 1000 (NG). For Megajoule content, multiply m³/hr x 93.15 (LP) or m³/hr x 37.26 (NG)			
CONTROLS			
2-Line Plain Text Multilingual LCD Display		Simple user interface for ease of operation.	
Mode Buttons:Auto		Automatic Start on Utility failure. Programmable exercise.	
Manual		Start with starter control, unit stays on. If utility fails, transfer to load takes place.	
Off		Stops unit. Power is removed. Control and charger still operate.	
Ready to Run/Maintenance Messages		Standard	
Engine Run Hours Indication		Standard	
Programmable start delay between 2-1500 seconds		Standard (programmable by dealer only)	
Utility Voltage Loss/Return to Utility Adjustable (Brownout Setting)		From 140-171 V/190-216 V	
Future Set Capable Exerciser/Exercise Set Error Warning		Standard	
Run/Alarm/Maintenance Logs		50 Events Each	
Engine Start Sequence		Cyclic cranking: 16 sec on, 7 rest (90 sec maximum duration).	
Starter Lock-out		Starter cannot re-engage until 5 sec after engine has stopped.	
Smart Battery Charger		Standard	
Charger Fault/Missing AC Warning		Standard	
Low Battery/Battery Problem Protection and Battery Condition Indication		Standard	
Automatic Voltage Regulation with Over and Under Voltage Protection		Standard	
Under-Frequency/Overload/Stepper Overcurrent Protection		Standard	
Safety Fused/Fuse Problem Protection		Standard	
Automatic Low Oil Pressure/High Oil Temperature Shutdown		Standard	
Overcrank/Overspeed (@ 72 Hz)/rpm Sense Loss Shutdown		Standard	
High Engine Temperature Shutdown		Standard	
Internal Fault/Incorrect Wiring Protection		Standard	
Common External Fault Capability		Standard	
Field Upgradable Firmware		Standard	

**Sound levels are taken from the front of the generator. Sound levels taken from other sides of the generator may be higher depending on installation parameters. Rating definitions - Standby: Applicable for supplying emergency power for the duration of the utility power outage. No overload capability is available for this rating. (All ratings in accordance with BS5514, ISO3046 and DIN6271). * Maximum wattage and current are subject to and limited by such factors as fuel Btu/megajoule content, ambient temperature, altitude, engine power and condition, etc. Maximum power decreases about 3.5 percent for each 1,000 feet (304.8 meters) above sea level; and also will decrease about 1 percent for each 6 °C (10 °F) above 16 °C (60 °F).

17 kW

AIR-COOLED GENERATOR SETS

Service Rated Smart Switch Features (US)

- Includes Digital Power Management Technology standard (DPM).
- Intelligently manages up to four air conditioner loads with no additional hardware.
- Up to eight more large (240 VAC) loads can be managed when used in conjunction with Smart Management Modules (SMMs).
- Electrically operated, mechanically-held contacts for fast, clean connections.
- Rated for all classes of load, 100% equipment rated, both inductive and resistive.
- 2 pole, 250 VAC contactors.
- Service equipment rated, dual coil design.
- Rated for both aluminum and copper conductors.
- NEMA/UL 3R (indoor/outdoor rated) aluminum enclosure is standard.
- Main contacts are silver plated or silver alloy to resist welding and sticking.

Dimensions

	200 Amps 120/240, 1Ø Open Transition Service Rated				
	Height		Width		Depth
	H1	H2	W1	W2	
in	27.24	30.0	11.4	13.5	7.09
mm	692.0	762.4	289.0	343.0	180.0

CSA Switch Features (Canada)

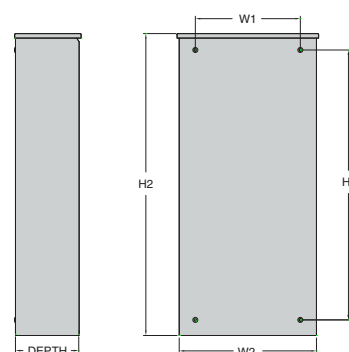
- Electrically operated, mechanically-held contacts for fast, positive connections.
- Rated for all classes of load, 100% equipment rated, both inductive and resistive
- 2 pole, 250 VAC contactors.
- 160 millisecond transfer time.
- Dual coil design.
- Main contacts are silver plated or silver alloy to resist welding and sticking.
- NEMA/UL 3R (indoor/outdoor rated) aluminum enclosure is standard.

Dimensions

	200 Amps 120/240, 1Ø Open Transition Service Rated				
	Height		Width		Depth
	H1	H2	W1	W2	
in	26.0	30.0	12.5	16.0	7.1
mm	660.4	762.0	317.5	406.4	180.3

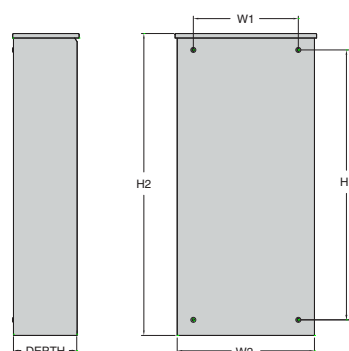
No. of Poles	2
Current Rating (Amps)	200
Voltage Rating (VAC)	120/240, 1Ø
Utility Voltage Monitor (Fixed)*	
-Pick-up	80%
-Dropout	65%
Return to Utility*	approx. 13 sec.
Exercise weekly for 5 minutes*†	Standard
UL Listed	Standard
Enclosure Type	NEMA/UL 3R
Withstand Rating (Amps)	22,000
Lug Range	250 MCM - #6

*Function of Evolution Controller



No. of Poles	2
Current Rating (Amps)	200
Voltage Rating (VAC)	250
Utility Voltage Monitor (Fixed)*	
-Pick-up	80%
-Dropout	65%
Return to Utility*	approx. 13 sec
Exerciser weekly for 12 minutes*	Standard
UL Listed	Standard
Enclosure Type	NEMA/UL 3R
Circuit Breaker Protected	22,000
Lug Range	250 MCM - #6

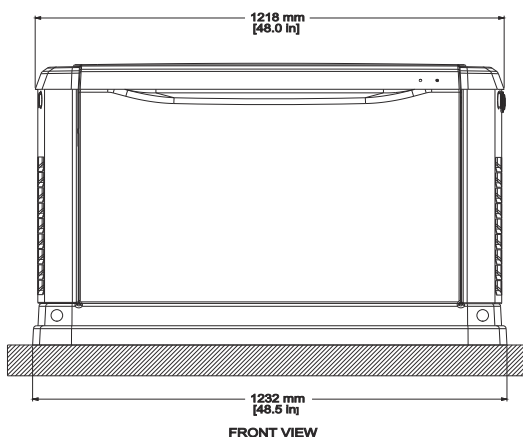
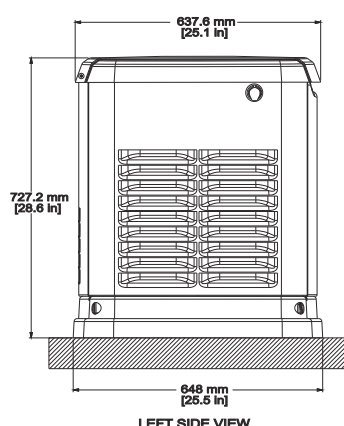
*Function of Evolution Controller



AVAILABLE ACCESSORIES

Model #	Product	Description
G005819-0	26R Wet Cell Battery	Every standby generator requires a battery to start the system. The recommended 26R wet cell battery is for use with all air-cooled standby product.
G007101-0	Battery Pad Warmer	The pad warmer rests under the battery. Recommended for use if the temperature regularly falls below 0°F. (Not necessary for use with AGM-style batteries.)
G007102-0	Oil Warmer	Oil warmer slips directly over the oil filter. Recommended for use if the temperature regularly falls below 0°F.
G007103-0	Breather Warmer	The breather warmer is for use in extreme cold weather applications. For use with Sync 2.0 controllers only in climates where heavy icing occurs.
G005621-0	Auxiliary Transfer Switch Contact Kit	The auxiliary transfer switch contact kit allows the transfer switch to lock out a single large electrical load you may not need.
G006160-0	Paint Kit	If the generator enclosure is scratched or damaged, it is important to touch-up the paint to protect from future corrosion. The paint kit includes the necessary paint to properly maintain or touch-up a generator enclosure.
G006485-0	Scheduled Maintenance Kit	Scheduled maintenance kits provide all the hardware necessary to perform complete routine maintenance on a Honeywell automatic standby generator.
G006463-4	Mobile Link™	Generac's Mobile Link allows you to check the status of your generator from anywhere that you have access to an Internet connection from a PC or any smart device. You will even be notified via e-mail or text message when a change in the generator's status occurs. Available in the U.S. only.

DIMENSIONS & UPCs



Model	UPC
G007060-0	696471070606
G007061-0	696471070613

Generac Power Systems, Inc.

S45 W29290 Hwy. 59

Waukesha, WI 53187

Tel: 1-855-GEN-INFO

honeywellgenerators.com

1000000223-C

August 2016

© Generac Power Systems, Inc. All rights reserved.

Specifications subject to change without notice.

The Honeywell Trademark is used under license from Honeywell International Inc.

Honeywell International Inc. makes no representation or warranties with respect to this product.

This product is manufactured by Generac Power Systems, Inc.

Honeywell