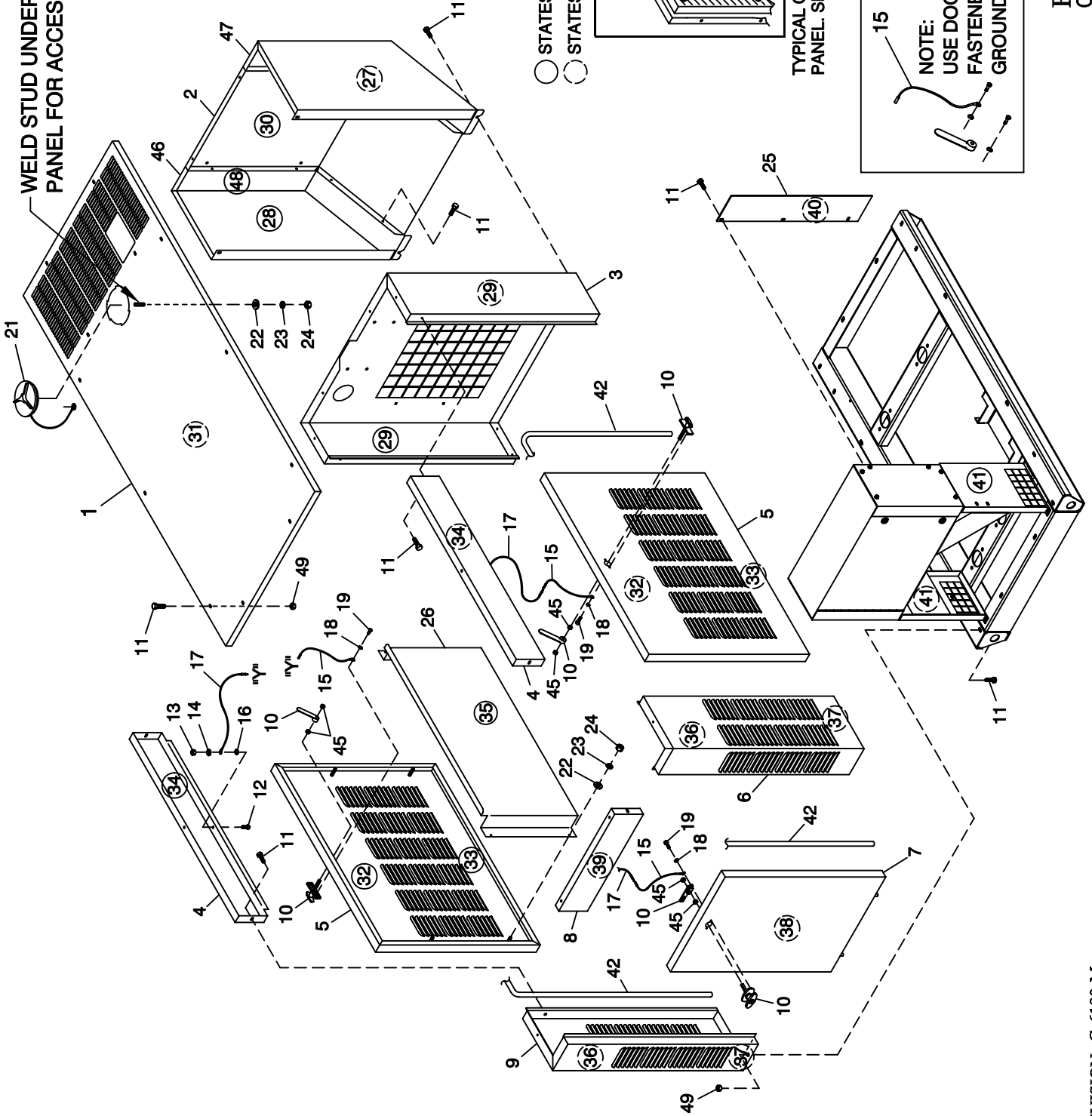
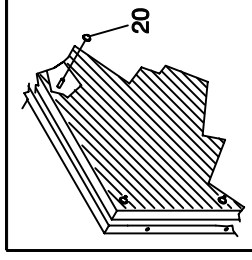


# GROUP F

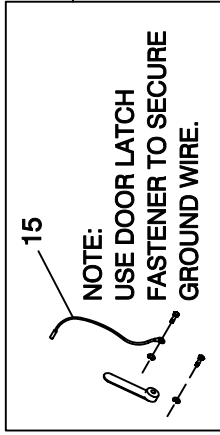
WELD STUD UNDER ROOF  
PANEL FOR ACCESS COVER CABLE



○ STATES FOAM IS ON NEAR SIDE  
○ STATES FOAM IS ON FAR SIDE



TYPICAL OF FRONT DUCT & ROOF  
PANEL SECURE AS SHOWN.



NOTE:  
USE LOCTITE ON  
NUT #037337.

EXPLODED VIEW:  
COMPARTMENT ACOUSTIC 1.5L  
DRAWING #: 0E0772

## EXPLODED VIEW: COMPARTMENT ACOUSTIC 1.5L

DRAWING #: 0E0772

GROUP F

APPLICABLE TO:

ITEM	PART #	QTY.	DESCRIPTION
1	0D8666 (A)	1	ROOF ACSTC & STND CMPRTMNT 1.5L
2	0D8664C (G)	1	DUCT CENTER 1.5L
3	0D8657 (A)	1	SUPPORT RADIATOR 1.5L MITSU
4	0D8660 (A)	2	BRACE SIDE 1.5L MITSU
5	0A7568 (A)	2	DOOR WELDMNT 1.5 EPS
6	0D8659 (A)	1	CORNER POST REAR RH SIDE 1.5L
7	0D8662 (A)	1	DOOR REAR COMPARTMENT 1.5L
8	0D8661 (A)	1	BRACE REAR 1.5L MITSU
9	0D8658 (A)	1	CORNER POST REAR LH SIDE 1.5L
10 *	067042	3	LATCH & CAM
11	0C2454	40	SCREW TH-FRM M6-1 X 16 N WA Z/JS
12	033530	3	SCREW PHM #10-32 X 5/8 ZINC
13	051716	3	NUT HEX M5-0.8 G8 YEL CHR
14	022152	3	WASHER LOCK #10
15	0912970063	3	ASSY WIRE 14AWG 7.5 #0 GRN/YEL
16	023762	3	WASHER SHAKEPROOF EXT #10 STL
17	0912970064	3	ASSY WIRE 14AWG 7.5 #0 GRN/YEL
18	022264	6	WASHER LOCK #8-M4
19	067035	6	SCREW PPHM #8-32 X 5/16
20	078115	13	WASHER SELF LOCKING DOME
21	0C2634A	1	ASSEMBLY COVER ACCESS
22	022473	9	WASHER FLAT 1/4 ZINC
23	022097	9	WASHER LOCK M6-1/4
24	022127	9	NUT HEX 1/4-20 STEEL
25	0D8663	2	BAFFLE CNTRL PNL 1.5L ACOUSTIC
26	0D8665	2	BAFFLE DOOR 1.5L ACOUSTIC UNIT
27	0E0072D	1	ACSTC INSLTN 1.5L DUCT RH PNL
28	0E0072B	1	ACSTC INSLTN 1.5L DUCT LH PNL
29	0E0072Q	2	ACSTC INSLTN 1.5L RAD SUPPORT
30	0E0072C	1	ACSTC INSLTN 1.5L DUCT FNT PNL
31	0E0072A	1	ACSTC INSLTN 1.5L ROOF PANEL
32	0E0072M	2	ACSTC INSLTN 1.5L SIDE DR PNL
33	0E0072P	2	ACSTC INSLTN 1.5L SIDE DR PNL
34	0E0072L	2	ACSTC INSLTN 1.5L SIDE BRC PNL
35	0E0072N	2	ACSTC INSLTN 1.5L DR BAFFLE PL
36	0E0072G	2	ACSTC INSLTN 1.5L RR CRNR TOP
37	0E0072J	2	ACSTC INSLTN 1.5L RR CRNR BOTT
38	0E0072F	1	ACSTC INSLTN 1.5L REAR DR PNL
39	0E0072E	1	ACSTC INSLTN 1.5L REAR BRC PNL
40	0E0072K	2	ACSTC INSLTN 1.5L BAFFLE PANEL
41	0E0072H	2	ACSTC INSLTN 1.5L CNTRL SUPPT
42	0D2023	3	GASKET CLIP-ON SELF GRIPPING
45	037337	6	NUT HEX JAM 3/8-24 SS
46	0D8664A (E)	1	DUCT LH SIDE 1.5L
47	0D8664B (F)	1	DUCT RH SIDE 1.5L
48	0E0072R	2	INSUL ACO 1.5L DUCT FRNT PNL
49	077992	20	NUT HEX LOCK M6-1.0 SS NY INS

\* NOTE: THE KEY FOR THIS LOCK IS P/N 067042A

## OPTIONAL COMPARTMENT MATERIALS:

ALL P/N'S WITH A ( ) SUFFIX INDICATE ALUMINUM MATERIAL OPTION.

ALUMINUM ENCLOSURE NOTE: ALL ENCLOSURE PANELS THAT FASTEN TO THE BASE FRAME MUST BE SECURED USING ITEM 11 THREAD FORMING FASTENER AND ITEM 49 LOCK NUT. LOCK NUT IS TO BE INSTALLED AFTER THREAD FORMING FASTENER HAS PENETRATED THROUGH EXTRUSIONS IN ENCLOSURE PANELS. ALL ROOF PANELS ARE TO BE SECURED IN THE SAME MANNER.