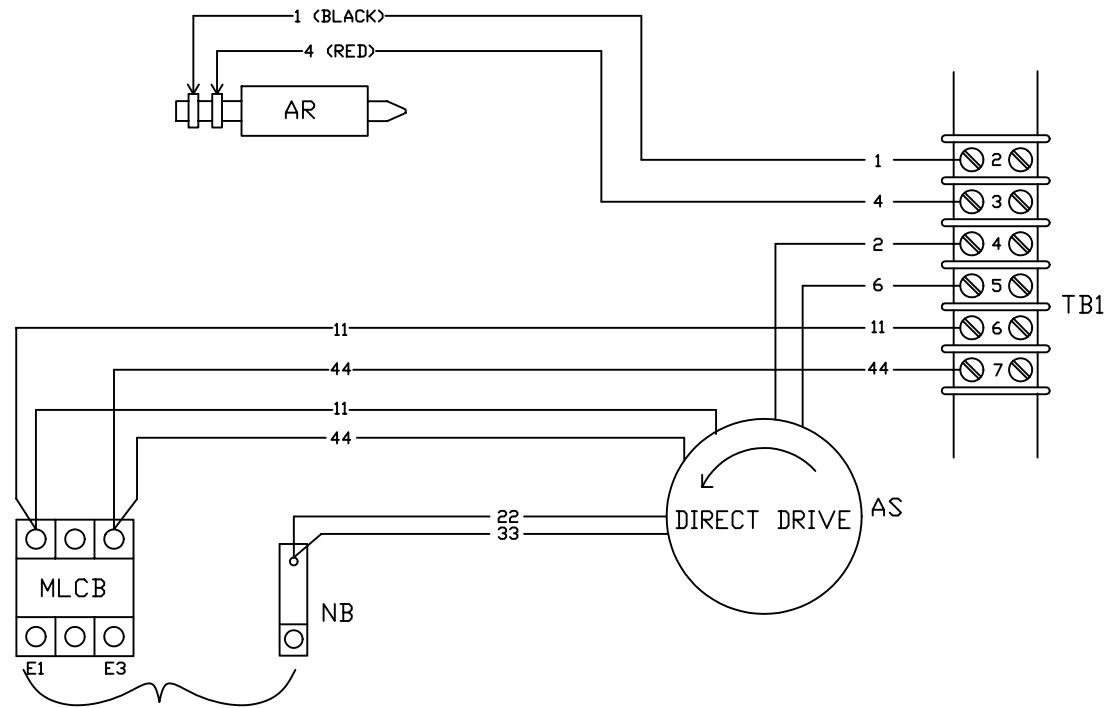


GROUP G

OPTION 1 - SINGLE PHASE, R-SERIES CONTROL PANEL, 240V

LEGEND

- AR = ALTERNATOR ROTOR
- AS = ALTERNATOR STATOR
- MLCB = MAIN CIRCUIT BREAKER
- NB = NEUTRAL BLOCK



GENERATOR OUTPUT
CUSTOMER CONNECTION

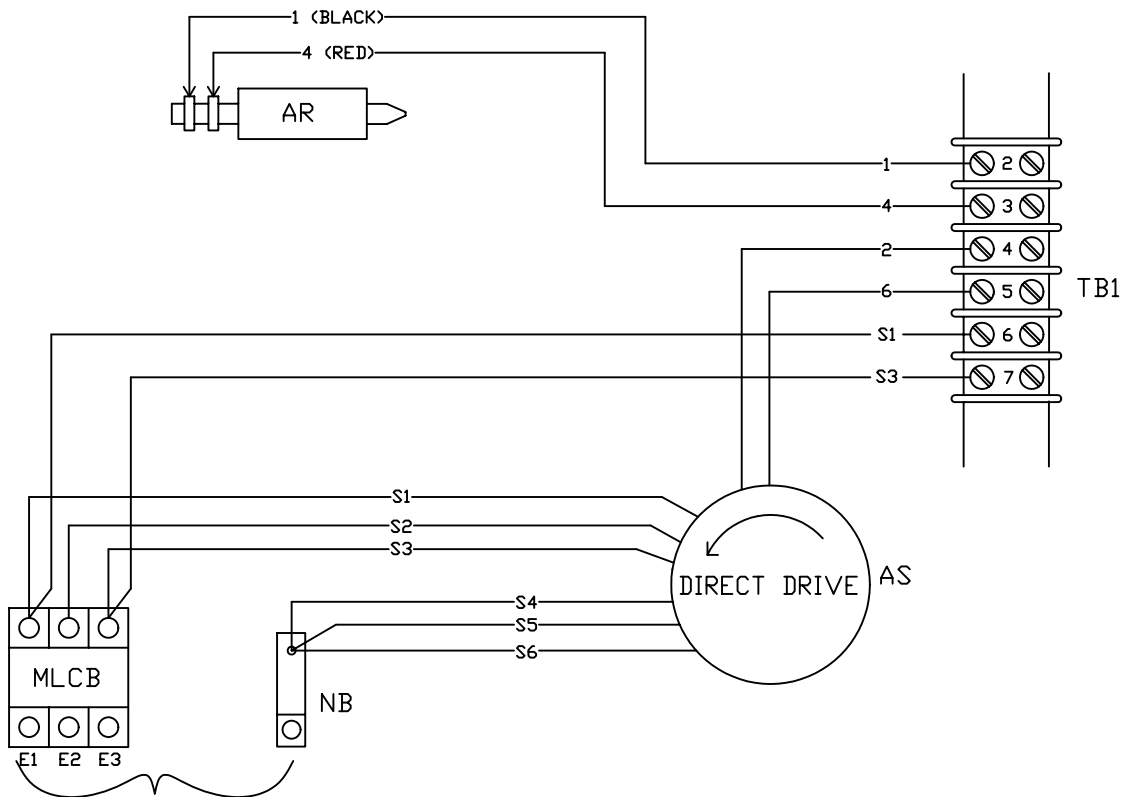
- E1 - E3 = 240VAC
- E1 - NB = 120VAC
- E3 - NB = 120VAC

GROUP G

OPTION 2 - THREE PHASE, R-SERIES CONTROL PANEL, 6-WIRE 120/208V

LEGEND

- AR = ALTERNATOR ROTOR
- AS = ALTERNATOR STATOR
- MLCB = MAIN CIRCUIT BREAKER
- NB = NEUTRAL BLOCK



GENERATOR OUTPUT
CUSTOMER CONNECTION

E1 TO E2
E2 TO E3 *208VAC }
E1 TO E3

E1, E2, OR E3 TO NB = * 120VAC

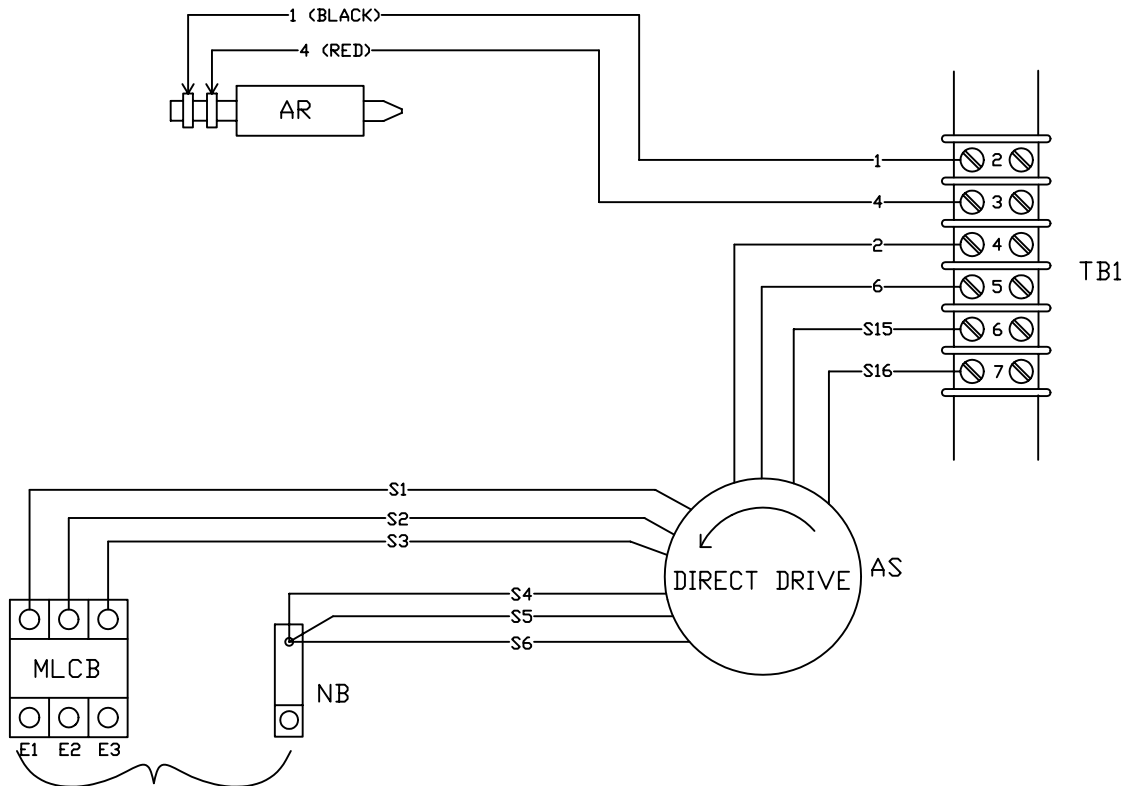
*NOTE: THE 8th DIGIT OF THE MODEL NUMBER SPECIFIES OUTPUT VOLTAGE

"G" = 120/208VAC

OPTION 3 - THREE PHASE, R-SERIES CONTROL PANEL, 6-WIRE 277/480V

LEGEND

- AR = ALTERNATOR ROTOR
- AS = ALTERNATOR STATOR
- MLCB = MAIN CIRCUIT BREAKER
- NB = NEUTRAL BLOCK



GENERATOR OUTPUT
CUSTOMER CONNECTION

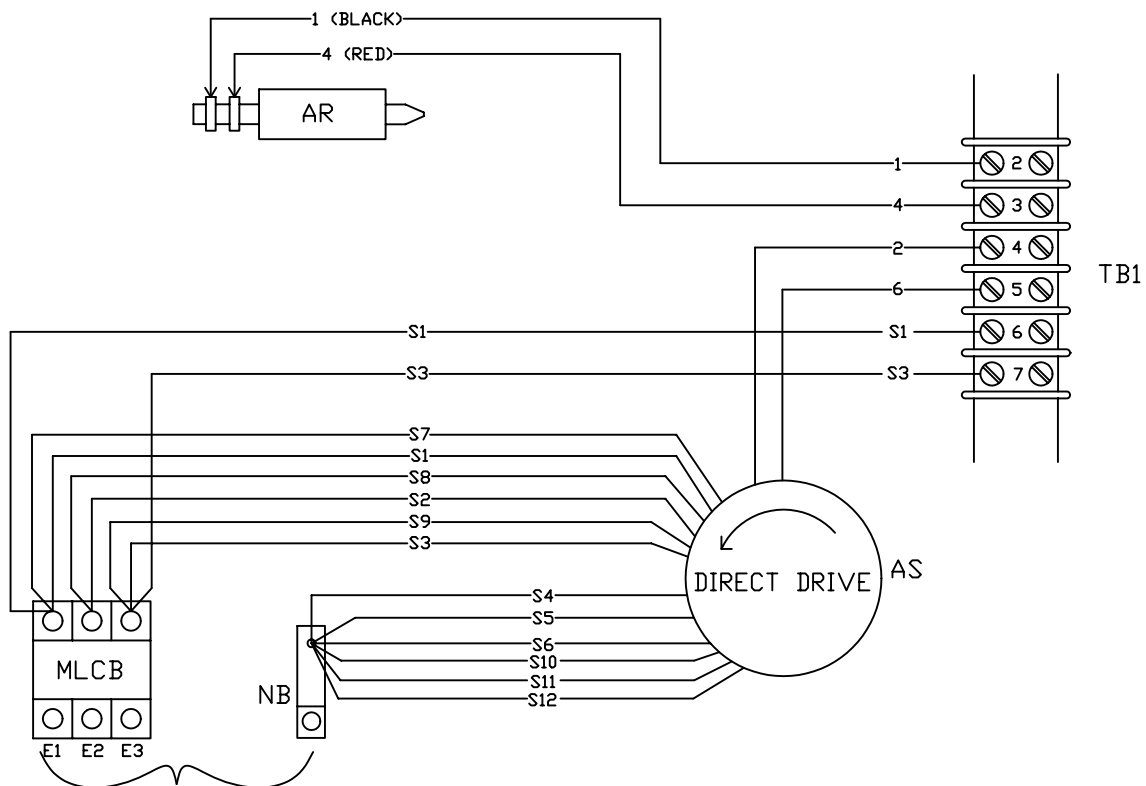
- E1 TO E2
- E2 TO E3 *480VAC
- E1 TO E3
- E1, E2, OR E3 TO NB = * 277VAC

*NOTE: THE 8th DIGIT OF THE MODEL NUMBER SPECIFIES OUTPUT VOLTAGE
"K" = 227/480VAC

OPTION 4 - THREE PHASE, R-SERIES CONTROL PANEL, 12-WIRE 120/208

LEGEND

- AR = ALTERNATOR ROTOR
- AS = ALTERNATOR STATOR
- MLCB = MAIN CIRCUIT BREAKER
- NB = NEUTRAL BLOCK



GENERATOR OUTPUT
CUSTOMER CONNECTION

E1 TO E2
E2 TO E3 *208VAC }
E1 TO E3

E1, E2, OR E3 TO NB = * 120VAC

*NOTE: THE 8th DIGIT OF THE MODEL NUMBER SPECIFIES OUTPUT VOLTAGE

"G" = 120/208VAC