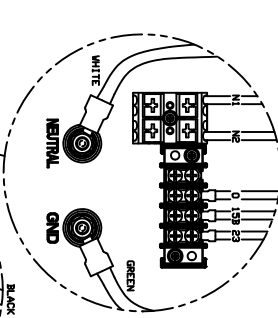
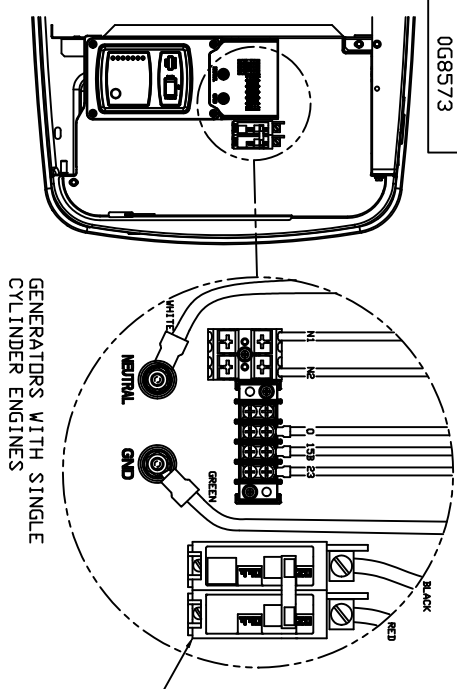


0G8573

GENERATORS WITH SINGLE CYLINDER ENGINES

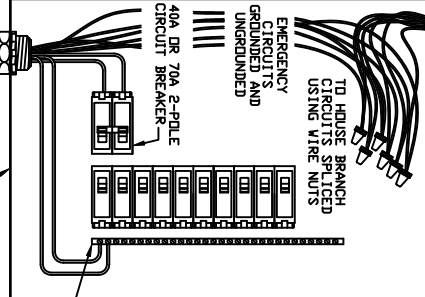


GROUNDING ROD (ELECTRODE)

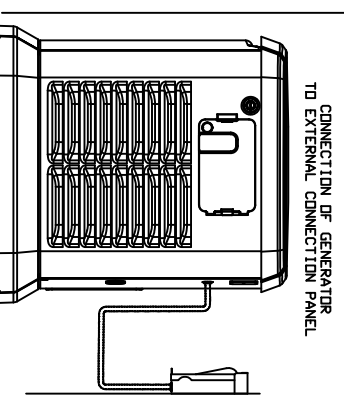
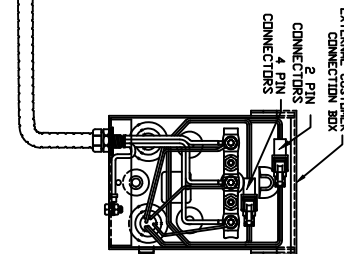
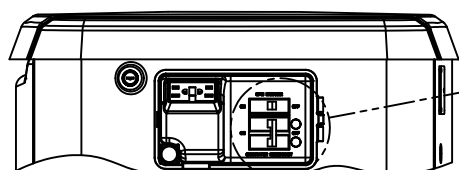
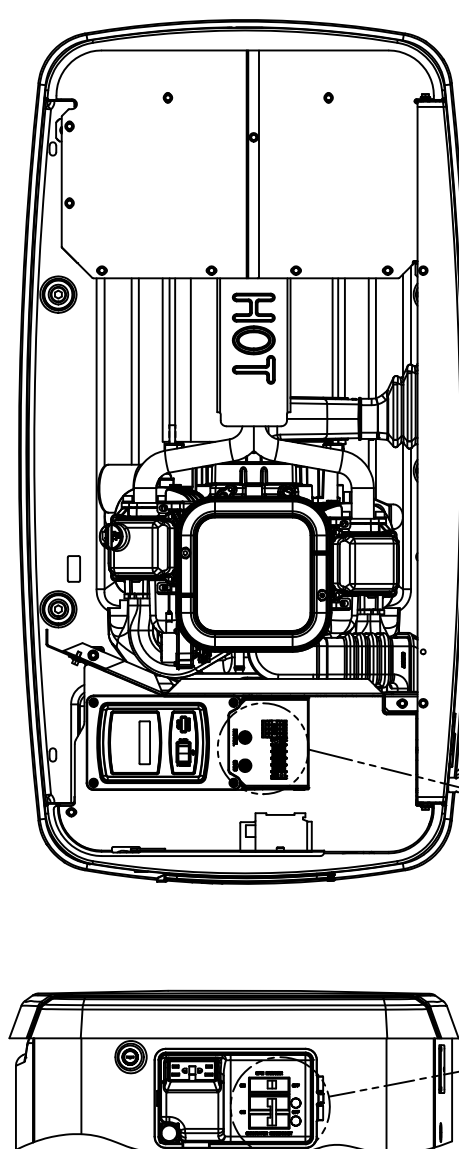
GROUNDING ELECTRODE CONNECTION (LOCATED ON THE REAR OF UNIT)

GFCI BREAKER (IF FITTED)

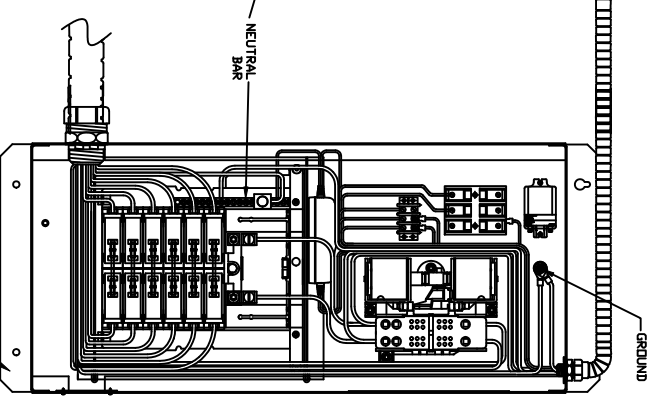
100A DR 200A HOUSE MAIN SERVICE



GENERATORS WITH V-TWIN ENGINES



1A LISTED PANEL BOARD (8, 10, 12, 14 OR 16 CIRCUIT TRANSFER SWITCH)



REV. NO.	REV. DATE	REV. DESCRIPTION
1	1/1/00	ISSUED FOR PRODUCTION

DO NOT SCALE	DATE	BY	CHKD	APP'D
1/1/00	1/1/00	1/1/00	1/1/00	1/1/00

INSTALLATION DRAWING	HOME STAND-BY	DATE	BY	CHKD	APP'D
1/1/00	1/1/00	1/1/00	1/1/00	1/1/00	1/1/00

0G8573