0G8573

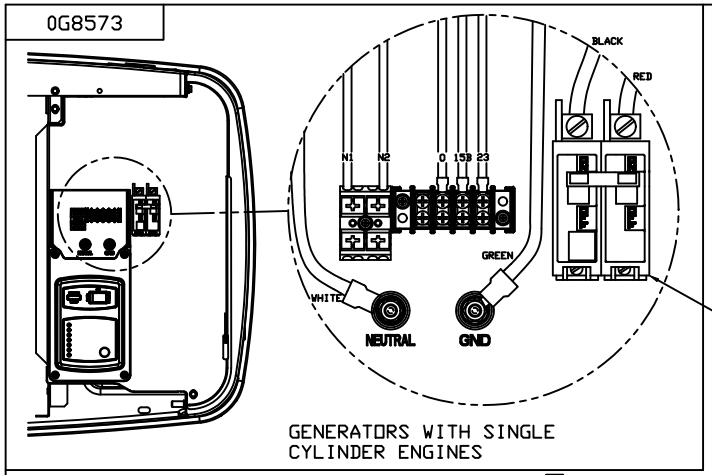

GENERATORS WITH SINGLE CYLINDER ENGINES

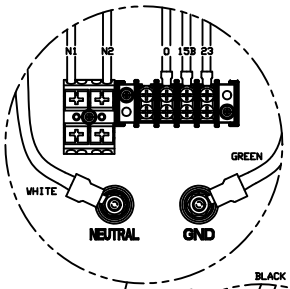

GENERATOR OUTPUT CIRCUIT BREAKER 2 POLE

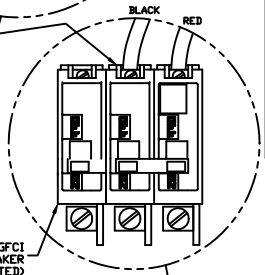

GFCI BREAKER (IF FITTED)

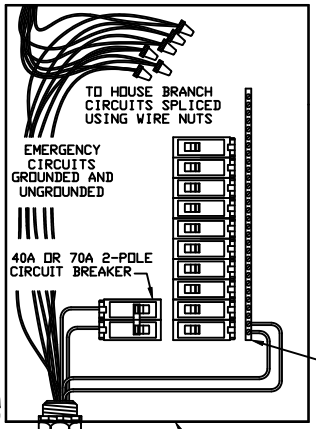

100A OR 200A HOUSE MAIN SERVICE

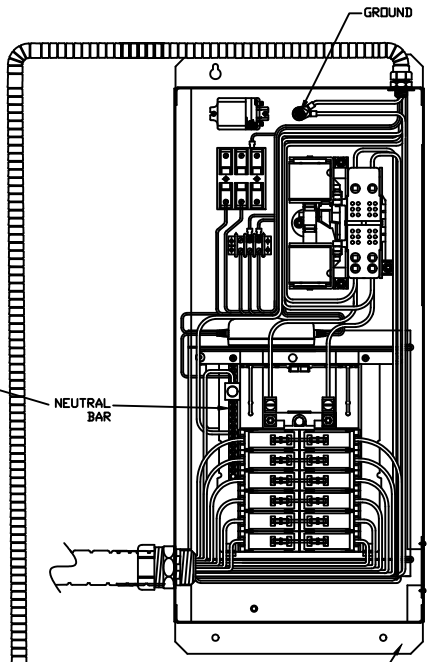

UL LISTED PANEL BOARD (8, 10, 12, 14 OR 16 CIRCUIT TRANSFER SWITCH)

GROUNDING ROD (ELECTRODE)

GROUNDING ELECTRODE CONNECTION (LOCATED ON THE REAR OF UNIT)

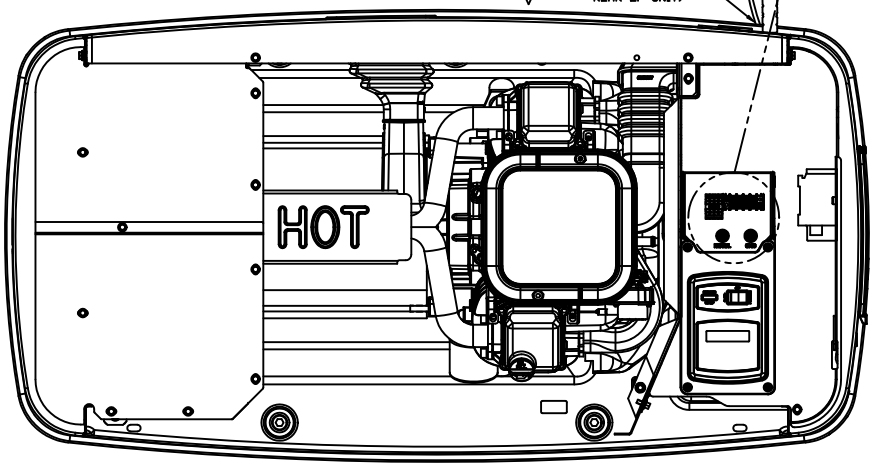

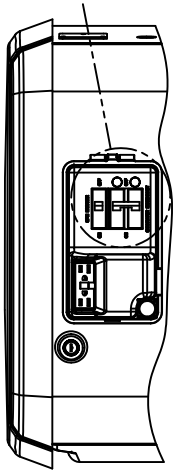

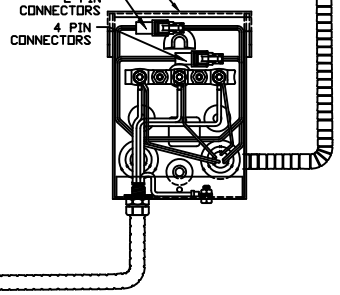

GENERATORS WITH V-TWIN ENGINES

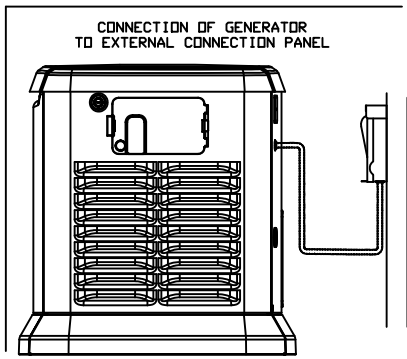

2/27/08	-A-	RELEASED FOR PRODUCTION	

DO NOT SCALE

DRAWING TITLE: INSTALLATION DRAWING, HOME STAND-BY

MATERIAL: N/A

GENERAC POWER SYSTEMS Whitewater P.O. BOX 8 WAUKESHA, WIS. 53187

FILE NAME: 0G8573-A.DWG SIZE: D

DWN	JRG	DATE 2/27/08	APP'D	DATE	SCALE 1 = 1
CHK'D	KC	DATE 3/19/08	CDT	DATE 3/19/08	FIRST USE 2008HSB
RELEASED FOR PRODUCTION	BY CHRIS TURNER			DATE 3/19/08	DWG NO 0G8573 REV A