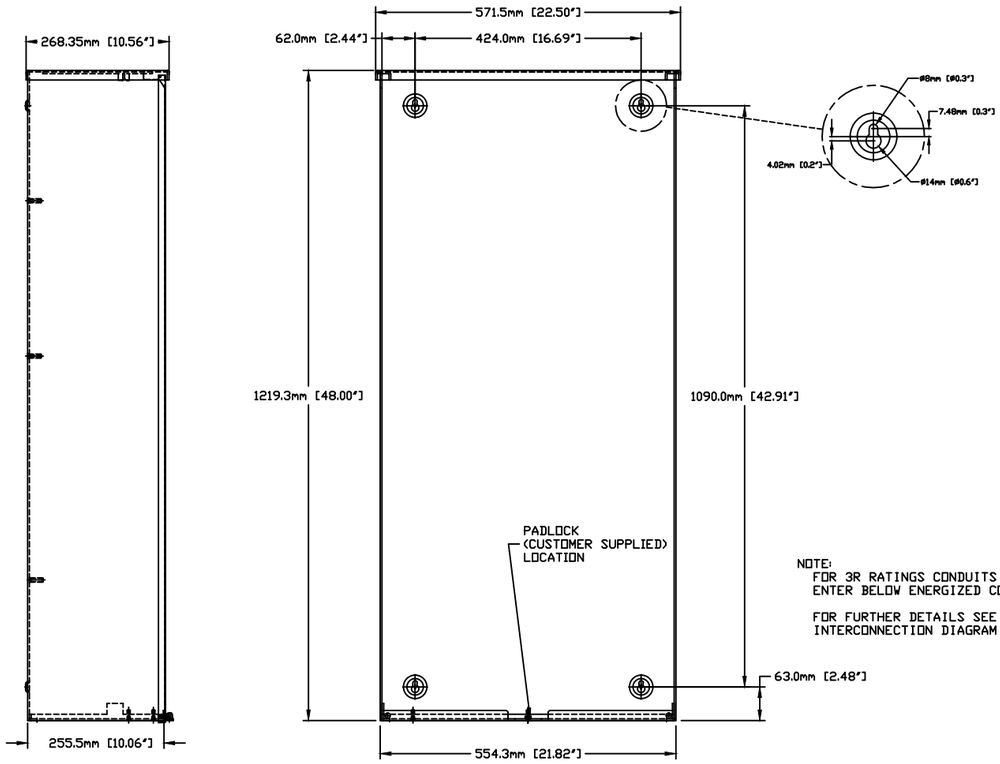
0K2438



NOTE:
FOR 3R RATINGS CONDUITS MUST
ENTER BELOW ENERGIZED COMPONENTS

FOR FURTHER DETAILS SEE
INTERCONNECTION DIAGRAM IN THIS MANUAL.

	-A-	RELEASED FOR PRODUCTION									

GENERAC POWER SYSTEMS OWNS THE COPYRIGHT OF THIS DRAWING WHICH IS SUPPLIED FOR REFERENCE AND MAY NOT BE USED FOR ANY PURPOSE OTHER THAN FOR WORK UP TO INCLUDE DELIVERY WITHOUT THE EXPRESS WRITTEN CONSENT OF GENERAC POWER SYSTEMS.

© GENERAC POWER SYSTEMS 2005

EST. WT.
FINAL WT.

DO NOT SCALE

ALL ENGINEERING AND TOLERANCING PER ASME Y14.5M-1994

UNLESS OTHERWISE SPECIFIED
ALL DIM FROM ---- ±0.4 MM
ALL DIM FROM ---- ±0.4 MM
ALL XXX DIM ---- ±0.13 MM
ALL ANGLES ---- ±1°

DRAWING TITLE
INSTALLATION DRAWING
400A SERVICE ENTRANCE

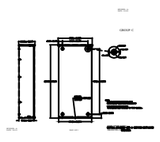
MATERIAL
N/A

DWN	MJB	DATE 3/6/13	MFG N/A	DATE N/A
CHKD	JJJ	DATE 3/10/13	APPD GDW	DATE 3/12/13
RELEASED FOR PRODUCTION	BY J.JONAS			DATE 3/10/13

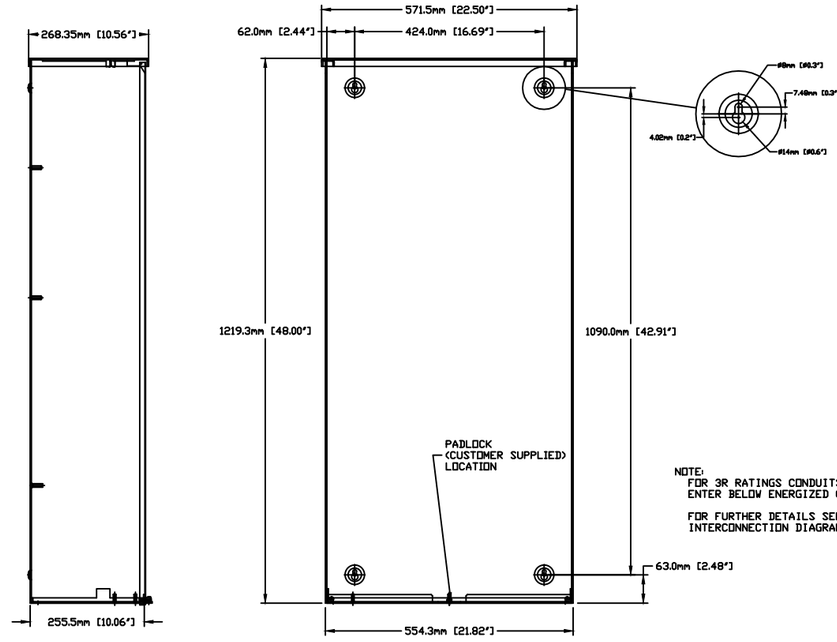
GENERAC POWER SYSTEMS
Waukesha
P.O. BOX 8
WAUKESHA, WIS. 53187

FILE NAME	0K2438.DWG	SIZE	C
SCALE	1 = 5	FIRST USE	2013 RTSY
DWG NO.	0K2438	REV	A

THIS PAGE IS LEFT INTENTIONALLY BLANK



0K2438



-A-	RELEASED FOR PRODUCTION	

DO NOT SCALE

UNLESS OTHERWISE SPECIFIED:

ALL DIMENSIONS ARE IN MILLIMETERS [INCHES]

ALL DIMENSIONS ARE TOLERANCED AS FOLLOWS:
ALL DECIMALS ---- ±0.5 MM
ALL DECIMALS ---- ±0.25 MM
ALL ANGLES ---- ±1°

EST. WT.
FINAL WT.

DRAWING TITLE
INSTALLATION DRAWING
400A SERVICE ENTRANCE

MATERIAL
N/A

DWN	MJB	DATE 3/6/13	MFG N/A	DATE N/A
CHK'D	JJJ	DATE 3/10/13	APP'D GDW	DATE 3/12/13
RELEASED FOR PRODUCTION	BY J.JONAS			DATE 3/10/13

GENERAC POWER SYSTEMS
W7w1.generac.com
P.O. BOX 8
WAUKESHA, WIS. 53187

FILE NAME	0K2438.DWG	SIZE	C
SCALE	1 = 5	CREATED	2013 RTSY
DWG NO.	0K2438	REV.	A

SHEET 1 OF 1

GENERAC POWER SYSTEMS OWNS THE COPYRIGHT OF THIS DRAWING. IT IS LOANED IN CONFIDENCE AND MAY NOT BE USED FOR ANY PURPOSE OTHER THAN THE WORK IT IS SPECIFICALLY LOANED FOR, WITHOUT THE EXPRESS WRITTEN CONSENT OF GENERAC POWER SYSTEMS.

© GENERAC POWER SYSTEMS INC.

THIS PAGE IS LEFT INTENTIONALLY BLANK

