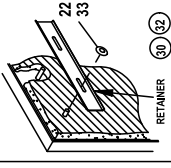
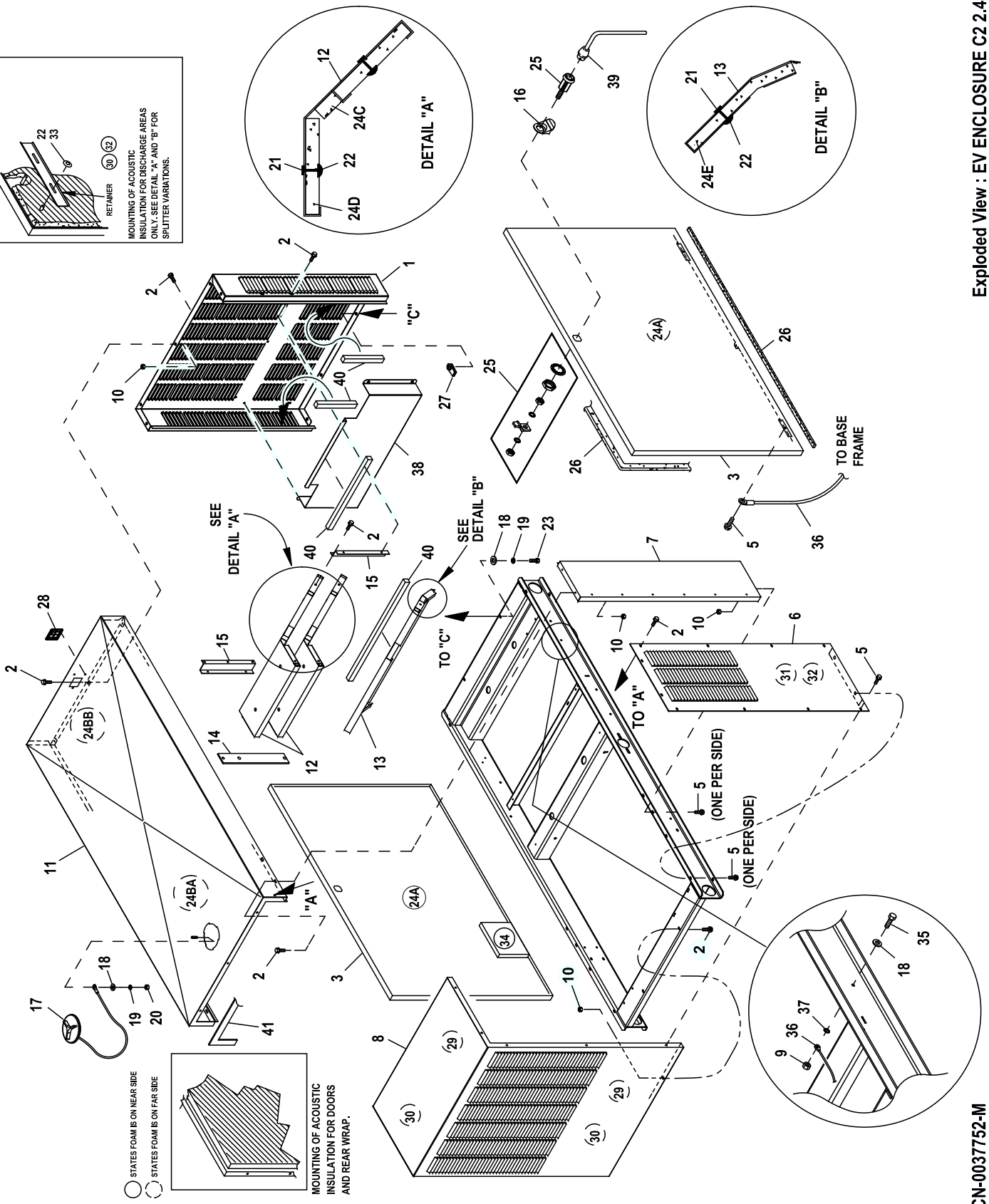


GROUP F

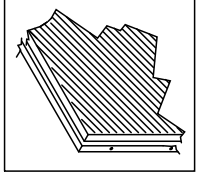
- INSULATION AND RETAINERS LOCATED ON THE NEAR SIDE.
- INSULATION AND RETAINERS LOCATED ON THE FAR SIDE.



RETAINER (30) (32)
 MOUNTING OF ACOUSTIC INSULATION FOR DISCHARGE AREAS ONLY. SEE DETAIL "A" AND "B" FOR SPLITTER VARIATIONS.



- STATES FOAM IS ON NEAR SIDE
- STATES FOAM IS ON FAR SIDE



MOUNTING OF ACOUSTIC INSULATION FOR DOORS AND REAR WRAP.

EXPLODED VIEW: EV ENCLOSURE C2 2.4L G2 TURBO

DRAWING #: 0J8688

GROUP F

ITEM	PART#	QTY.	DESCRIPTION
(2)1	0G80180AL0R	1	REAR WRAP C2 G2 60KW
(1)2	0C2454	48	SCREW THF M6-1 X 16 N WA Z/JS
(2)3	0F58490AL0R	2	DOOR C2
4	087233	2	RIVET POP .1875 X .450 SS
(1)5	0E3257	10	SCREW TH-FRM M6 W/CAP SHKPRF W
(2)6	0F58520AL0R	2	DUCT DSCHRG LH&RH
(2)7	0F98330AL0R	2	FRONT CORNERS C2
(2)8	0F58510AL0R	1	DUCT DISCHARGE C2
9	049813	2	NUT HEX M6 X 1.0 G8 YEL CHR
(1)10	077992	17	NUT HEX LOCK M6-1.0 SS NY INS
(2)11	0F98350AL0R	1	ROOF C2
12	0F2786	2	SPLITTER C4
13	0F2785	1	SPLITTER LOWER C4
14	0F3364	1	SPLITTER STINGER C2
15	0F4880	2	SUPPORT SPLITTER LH C2
16	0F5049B	2	PULL TAB DOOR LOCK SS
17	0C2634A	1	ASSY ACCESS COVER
18	022473	7	WASHER FLAT 1/4-M6 ZINC
19	022097	5	WASHER LOCK M6-1/4
20	022127	1	NUT HEX 1/4-20 STEEL
21	0F3072	10	INSULATION RETAINMENT HANGER
22	078115	26	WASHER SELF LOCKING DOME #4-40
23	0C8566	4	SCREW HHFC M6-1.0 X 20 G8.8
24	0G6001A	1	KIT INSULATION C2
24A	0G5892	2	INSULATION DOOR C2
24B	0L3103	1	KIT INSULATION C2
24BA	0G5892A	1	INSULATION ROOF TOP
24BB	0G5892F	1	INSULATION ROOF TOP
24C	0G5892C	2	INSULATION SPLITTER
24D	0G5892D	2	INSULATION SPLITTER
24E	0G5892E	1	INSULATION LOWER SPLITTER
25	0F5048D	2	WISE-ACTION LATCH SLOTTED CIR
26	0E5968	1	GASKET EXTRUDED TRIM (328" LG)
27	0H0412	4	NUT U M6-1.0 GEOMET
28	0H1208A	1	RF COVER PLATE-PLASTIC-BISQUE
	0H1208B	1	RF COVER PLATE-PLASTIC-GREY
29	0F4051C	2	INSULATION DUCT
30	0F3890B	4	RETAINER INSULATION (820)
31	0F4051B	2	INSULATION DUCT SIDES
32	0F3890	4	RETAINER INSULATION (450)
33	078115A	6	WASHER SELF LOCKING DOME #8-32
34	0E5298L	1	FOAM 300 X 300 THERMAL ACO
35	042568	2	SCREW HHC M6-1.0 X 20 G8.8
36	0912970090	2	ASSY WIRE 14AWG GRN/YEL
37	022447	2	WASHER SHAKEPROOF INT 1/4
38	0G9473	1	DEFLECTOR INTAKE 2.4L G2 TURBO
39	0F8869D	1	KEY WISE-ACTION LATCH SLOT CIR
40	052250	1	TAPE FOAM 1X1 (71.0"LG)
41	066760	1	STRIP SEALANT 1/8 X 1 (44.52"LG)

UNLESS OTHERWISE SPECIFIED:

(1) ENCLOSURE NOTE: PANELS THAT FASTEN TO THE BASEFRAME (EXCEPT ITEM 1) MUST BE SECURED USING I/N 2 & 5 (THREAD FORMING FASTENERS) AND I/N 10 (LOCK NUT). LOCK NUT IS TO BE INSTALLED AFTER THREAD FORMING FASTENER HAS PENETRATED THROUGH EXTRUSIONS IN ENCLOSURE PANELS. ALL PANEL TO PANEL CONNECTIONS TO INCLUDE AT LEAST ONE CONNECTION POINT USING I/N 5 (THREAD FORMING FASTENER).

(2) SHEET METAL PARTS LISTED IN THE BOM TABLE, PRIOR TO 1/1/16, ARE REPRESENTING GENERIC

PARTS (NO COLOR) :

- MANUFACTURING: FOR CORRECT MATERIAL AND COLOR REFER TO SAP BOM.
- CUSTOMER: WHEN ORDERING REPLACEMENT PARTS ENTER BASE NUMBER (FIRST 6 DIGITS ONLY) IN THE SYSTEM FOR CORRECT MATERIAL AND COLOR (FOR REFERENCE SEE GUIDELINE 0H7169).