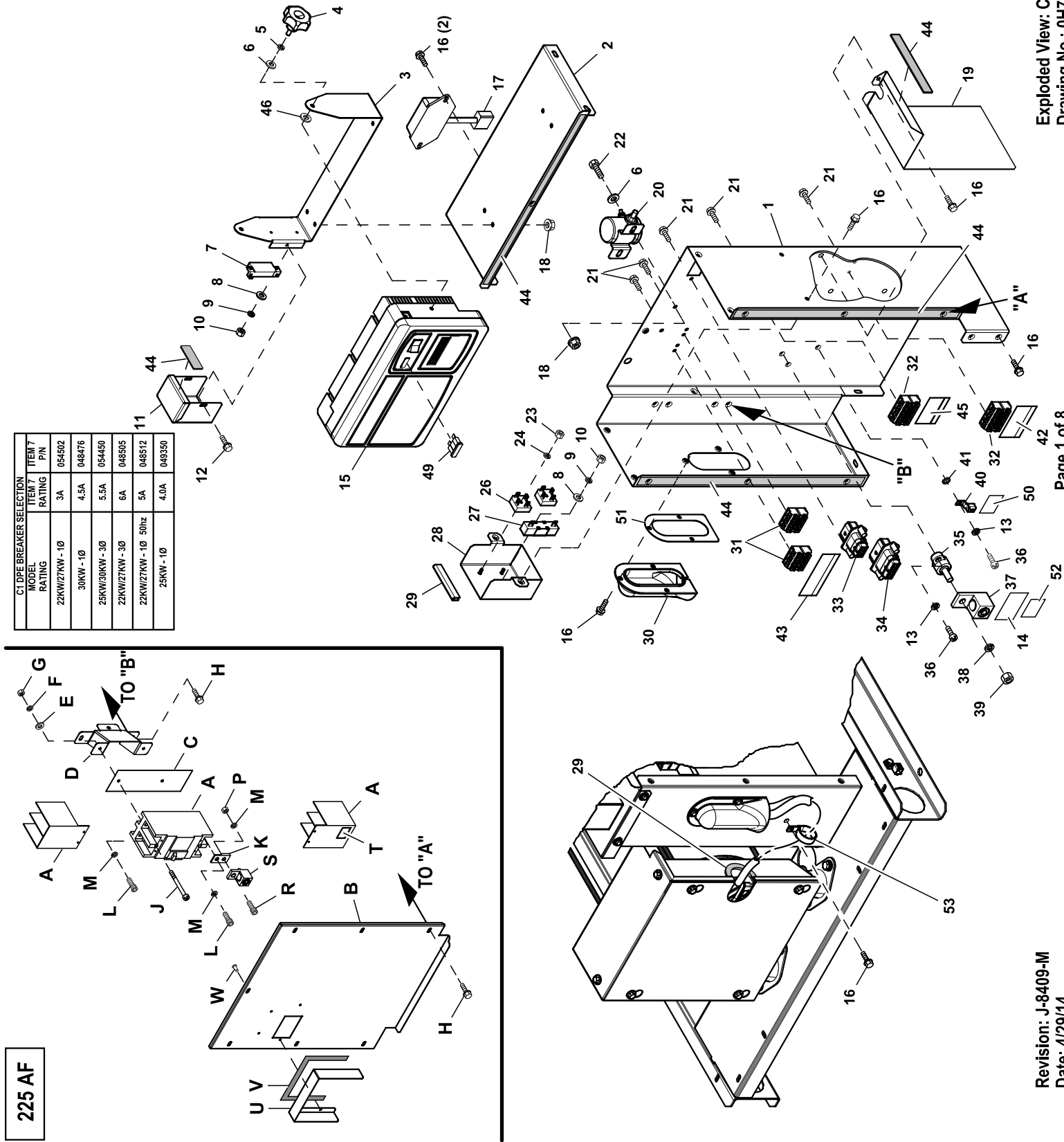
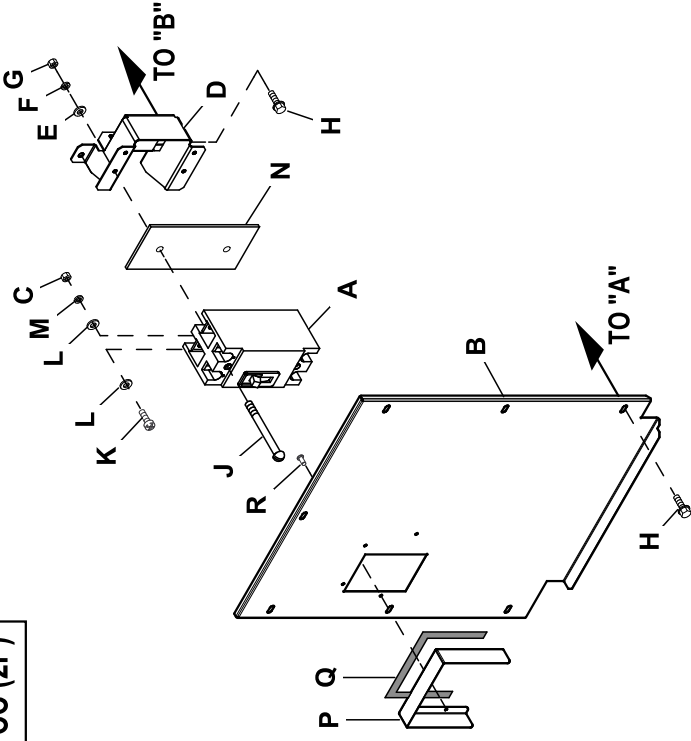


C1 DPE BREAKER SELECTION		ITEM 7
MODEL RATING	RATING	PIN
22KW/27KW - 1Ø	3A	054502
30KW - 1Ø	4.5A	048476
25KW/30KW - 3Ø	5.5A	054450
22KW/27KW - 3Ø	6A	048505
22KW/27KW - 1Ø 50Hz	5A	048512
25KW - 1Ø	4.0A	048350

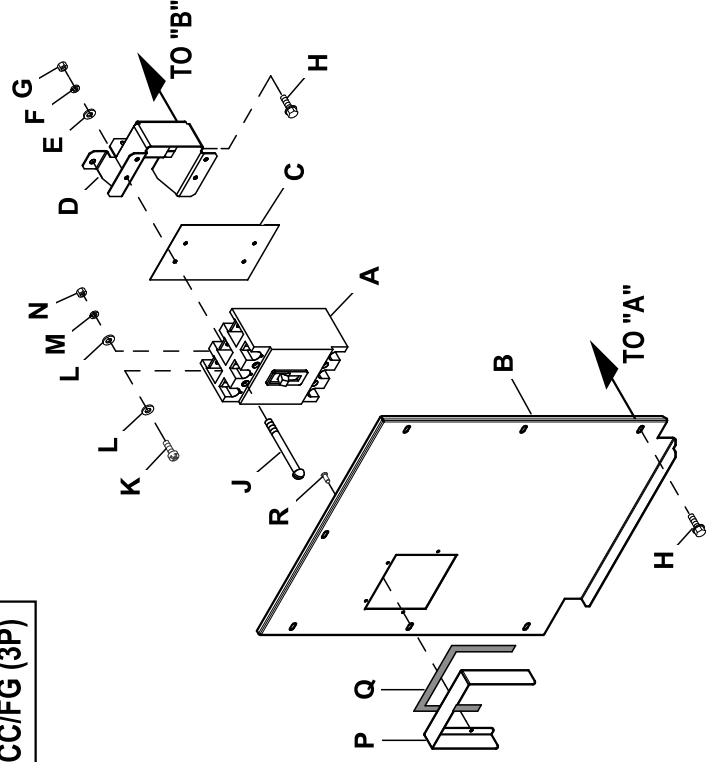


GROUP A

CC (2P)

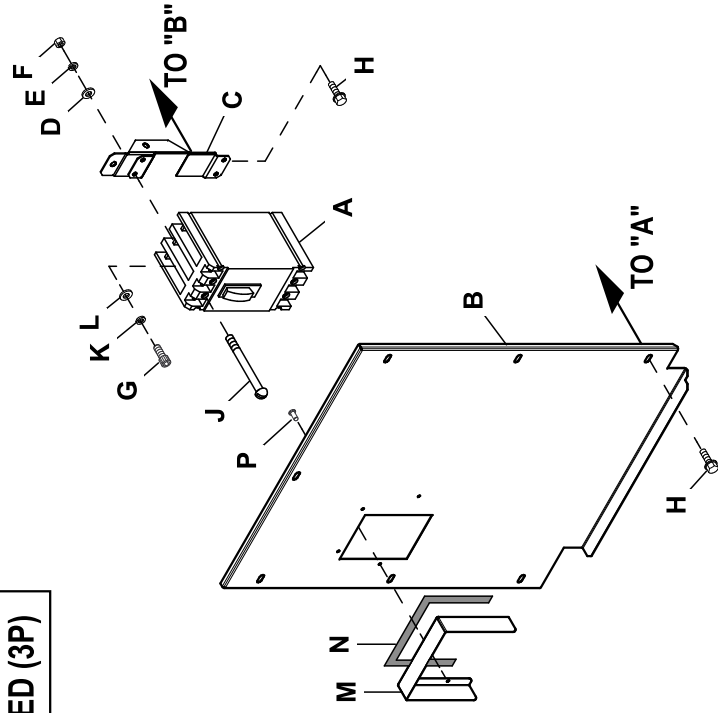


CC/FG (3P)

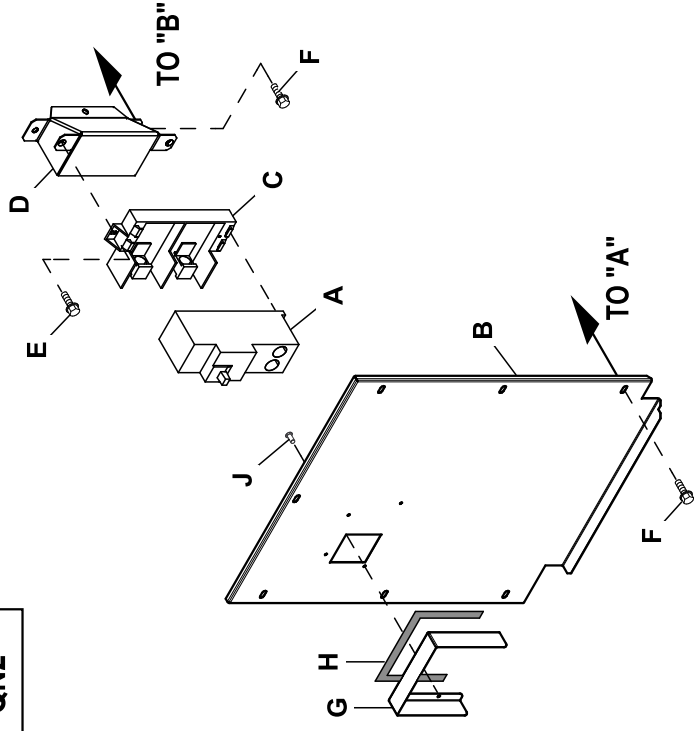


GROUP A

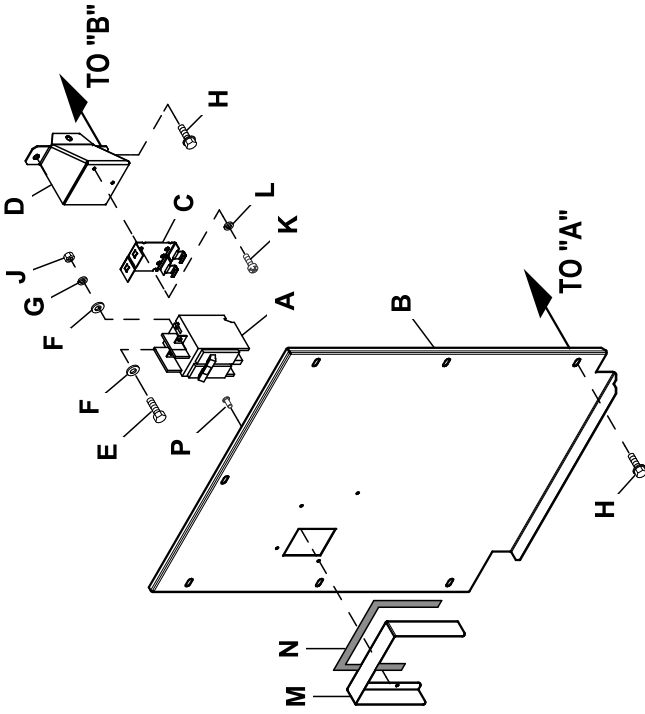
ED (3P)



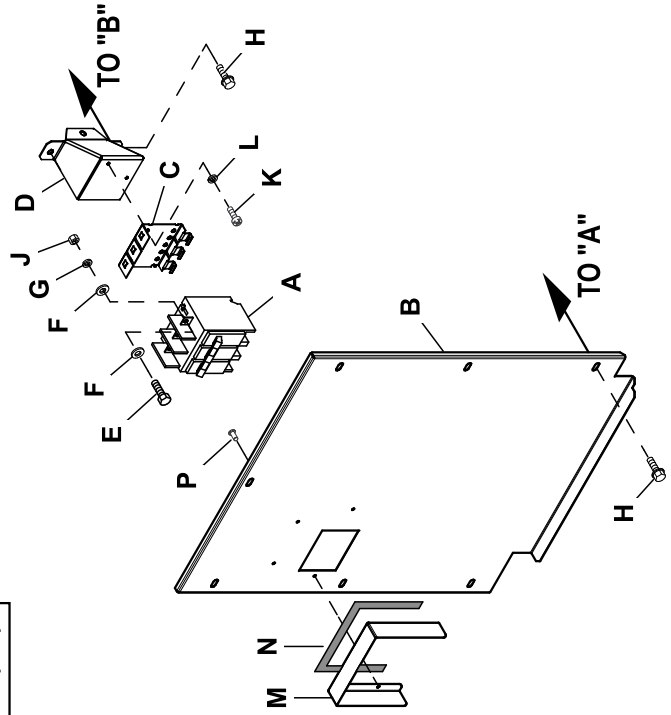
QN2



BQ (2P)



BQ (3P)



EXPLODED VIEW: CONNECTION BOX C1 CPL

DRAWING #: 0H7234

GROUP A

APPLICABLE TO:

ITEM	PART#	QTY.	DESCRIPTION
1	0H6795	1	CONBOX BACK/SIDES C1 CPL
2	0H6796	1	CONBOX TOP C1 CPL
(4)3	0H67330ST0R	1	BRACKET GIMBAL CONTROL PNL RAW
4	0H7115	2	KNOB M6-1.0 CONTROL PANEL
5	022097	2	WASHER LOCK M6-1/4
6	022473	4	WASHER FLAT 1/4-M6 ZINC
(3)7	SEE CHART	1	CIRCUIT BREAKER
8	052777	3	WASHER FLAT M3
9	043182	3	WASHER LOCK M3
10	051714	3	NUT HEX M3-0.5 G8 CLEAR ZINC
(4)11	0H81040AS0R	1	COVER DPE BREAKER NEXUS
12	045764	2	SCREW HHTT M4-0.7 X 8 ZP
13	022264	3	WASHER LOCK #8-M4
14	0A9457	1	DECAL NEUTRAL
15	REF	1	ASSY CTRL PROGRAMMED
16	0C2454	19	SCREW HWHT M6-1 X 16 N WA Z/JS
(2)17	0A1354A	1	REGULATOR - DC ALT
18	0D3700	6	NUT FLANGE M6-1.0 NYLOK
(4)19	0H88380ST0R	1	SHIELD HIGH/LOW C1 RAW
20	056739	1	RELAY SOLENOID 12VDC PNL MNT
21	0F5458	12	SCREW HHSP #10 X 3/8 HI-LOW
22	042568	2	SCREW HHC M6-1.0 X 20 C8.8
23	051716	2	NUT HEX M5-0.8 G8 CLEAR ZINC
24	049226	2	WASHER LOCK M5
26	0D7177V	2	DIODE BRIDGE 1P 35A 1000V
27	0F5752F	1	RES WW 15R 5% 25W QK CONN
28	0H6267	1	COVER VOLTAGE SHIELD
29	056326	2	TRIM VINYL BLACK 1/8GP (3"LG)
30	0G3524	1	COVER BELL HOUSING CONBOX
(1)31	0D7393T	REF	TERM BLOCK 3P UL 12-20AWG
(1)32	0D7393U	REF	TERM BLOCK 4P UL 12-20AWG
(1)33	0F5376S0AR	REF	MX150L SLRRMNT 22-18 8P W/O GA
(1)34	0F5396S0AR	REF	MX150L SLRRMNT 22-18 12P W/OGA
35	057073	1	JUNCTION BLOCK 3/8-16
36	0C2265	3	SCREW PHTT M4-0.7 X 12 ZP
37	057329	1	LUG SLDLSS 350-#6X13/32 AL/CU
38	022237	1	WASHER LOCK 3/8
39	022241	1	NUT HEX 3/8-16 STEEL
40	025433	1	LUG SLDLSS #6-14 X 13/64 CU
41	023762	1	WASHER LOCK EXT #10 STL
42	0H7292	1	DECAL CUSTOMER CONTROL CONNECT
43	0H7293	1	DECAL CONBOX TB1 CONNECTIONS
44	029289	1	TAPE ELEC 1/2 FOAM (62" LG)
45	0J0489	1	DECAL CUSTOMER POWER CONNECT
46	0A2115	2	WASHER NYLON .257
47	0F6146	1	HANG TAG 2 WIRE START (NOT SHOWN)
48	0H6692	1	HARN CONBOX NEXUS (NOT SHOWN)
49	0D7178T	REF	FUSE ATO TYPE 7.5AMP (BROWN)
50	067210A	1	DECAL GROUND LUG
51	0J6701	1	GASKET WIRE ENTRY COVER
52	0H8006	1	DECAL CAUTION ELEC SHOCK SM
53	055934	1	HOSE CLAMP
UL CIRCUIT BREAKER (225AF)			
A	0G5249	REF	CB 150A 2 POLE 240V 225AF
B	0H6846	1	COVER CB G 225AF C1 CONBOX
C	0F8432A	1	INSULATOR CB 2P 225AF
D	0G5734	1	SPRT CIRCUIT BREAKER G 225AF
E	038150	2	WASHER FLAT #8 ZINC
F	022264	2	WASHER LOCK #8-M4
G	022471	2	NUT HEX #8-32 STEEL
H	0C2454	10	SCREW HWHT M6-1 X 16 N WA Z/JS
J	053640	2	SCREW RHM #8-32 X 3-1/4
K	0F8843	2	BUS BAR 200A LUG ADAPTOR

EXPLODED VIEW: CONNECTION BOX C1 CPL

DRAWING #: 0H7234

GROUP A

APPLICABLE TO:

ITEM	PART#	QTY.	DESCRIPTION
L	049897	4	SCREW SHC M8-1.25 X 20 G8
M	022129	6	WASHER LOCK M8-5/16
P	045771	2	NUT HEX M8-1.25 G8 CLEAR ZINC
R	043107	2	SCREW HHC M8-1.25 X 25 C8.8
S	0F8451	2	LUG SLDLSS 300 MCM-6 AL/CU
T	0G3259	1	DECAL TERMINAL SHOCK HZD BI
U	0J78230AS0R	1	SHIELD CB HANDLE CONBOX
V	029289	1	TAPE ELEC 1/2 FOAM
W	036261	4	RIVET POP .125 X .275 SS

(1) ITEMS INCLUDED WITH HARNESS P/N 0H6692.

(2) ITEMS USED ON 1.6L MODELS ONLY.

(3) SEE "C1 DPE BREAKER SELECTION" TABLE.

(4) SHEET METAL PARTS LISTED IN THE BOM TABLE ARE REPRESENTING GENERIC PARTS (NO COLOR)

- MANUFACTURING: FOR CORRECT MATERIAL AND COLOR REFER TO XA BOM.
- CUSTOMER: WHEN ORDERING REPLACEMENT PARTS ENTER BASE NUMBER (FIRST 6 DIGITS ONLY) IN THE SYSTEM FOR CORRECT MATERIAL AND COLOR (FOR REFERENCE SEE GUIDELINE 0H7169).

EXPLODED VIEW: CONNECTION BOX C1 CPL

DRAWING #: 0H7234

GROUP A

APPLICABLE TO:

ITEM	PART#	QTY.	DESCRIPTION
UL CIRCUIT BREAKER (CC 2P)			
A	0H4745	REF	CB 0100A 2P 240V E CC LL
	0H4746	REF	CB 0125A 2P 240V E CC LL
	0H4747	REF	CB 0150A 2P 240V E CC LL
B	0H6847	1	COVER CB E CC 2P C1 CONBOX
C	051716	2	NUT HEX M5-0.8 G8 CLEAR ZINC
D	0H4656	1	CIRCUIT BREAKER SUPPORT (CC)
E	038150	2	WASHER FLAT #8 ZINC
F	022264	2	WASHER LOCK #8-M4
G	022471	2	NUT HEX #8-32 STEEL
H	0C2454	10	SCREW HWHT M6-1 X 16 N WA Z/JS
J	053640	2	SCREW RHM #8-32 X 3-1/4
K	091526	2	SCREW PPHM M5-0.8 X 12 ZNC
L	023897	4	WASHER FLAT #10 ZINC
M	049226	2	WASHER LOCK M5
N	0H4698	1	INSULATOR CB 2P E TYPE CC
P	0J78230ASOR	1	SHIELD CB HANDLE CONBOX
Q	029289	1	TAPE ELEC 1/2 FOAM
R	036261	4	RIVET POP .125 X .275 SS
UL CIRCUIT BREAKER (CC/FG (3P))			
A	0H4913	REF	CB 0100 3P 240V E CC LL
	0H4914	REF	CB 0125 3P 240V E CC LL
	0H5488	REF	CB 0080 3P 600V E FG LL
	0H5489	REF	CB 0090 3P 600V E FG LL
B	0H7294	1	CB COVER E CC/FG 3P C1 CONBOX
C	0H4698A	1	INSULATOR CB 3P E TYPE CC/FG
D	0H4656	REF	CIRCUIT BREAKER SUPPORT (CC)
	0H5604	REF	CIRCUIT BREAKER SUPPORT (FG)
E	038150	4	WASHER FLAT #8 ZINC
F	022264	4	WASHER LOCK #8-M4
G	022471	4	NUT HEX #8-32 STEEL
H	0C2454	10	SCREW HWHT M6-1 X 16 N WA Z/JS
J	0H5721	4	SCREW PPHM #8-32 X 1-3/4 ZINC (CC)
	0H5721	4	SCREW PPHM #8-32 X 1-3/4 ZINC (FG)
K	091526	3	SCREW PPHM M5-0.8 X 12 ZNC
L	023897	6	WASHER FLAT #10 ZINC
M	049226	3	WASHER LOCK M5
N	051716	3	NUT HEX M5-0.8 G8 CLEAR ZINC
P	0J78230ASOR	1	SHIELD CB HANDLE CONBOX
Q	029289	1	TAPE ELEC 1/2 FOAM
R	036261	4	RIVET POP .125 X .275 SS

EXPLODED VIEW: CONNECTION BOX C1 CPL

DRAWING #: 0H7234

GROUP A

APPLICABLE TO:

ITEM	PART#	QTY.	DESCRIPTION
UL CIRCUIT BREAKER (BQ 2P)			
A	0D5543	REF	CB 0090A 2P 240V S BQ2 LL
	0D5544	REF	CB 0100A 2P 240V S BQ2 LL
	0A2077	REF	CB 0125A 2P 240V S BQ2 LL
B	0H6842	1	COVER CB S BQ2 C1 CONBOX
C	0E7890	1	BRKT CB MTG BACK
D	0G4497	1	CIRCUIT BREAKER SUPPORT (BQ)
E	052619	2	SCREW HHC M5-0.8 X 20 G8.8
F	023897	4	WASHER FLAT #10 ZINC
G	049226	2	WASHER LOCK M5
H	0C2454	10	SCREW HWHT M6-1 X 16 N WA Z/JS
J	051716	2	NUT HEX M5-0.8 G8 CLEAR ZINC
K	0C2265	2	SCREW PHTT M4-0.7 X 12 ZP
L	022264	2	WASHER LOCK #8-M4
M	0J78230AS0R	1	SHIELD CB HANDLE CONBOX
N	029289	1	TAPE ELEC 1/2 FOAM
P	036261	4	RIVET POP .125 X .275 SS
UL CIRCUIT BREAKER (BQ 3P)			
A	062812	REF	CB 0080A 3P 240V S BQ3 LL
	053691	REF	CIRCT BRK 90 X 3 ITE BQ3-B090
	040532	REF	CB 0100A 3P 240V S BQ3 LL
B	0H6843	1	COVER CB S BQ3 C1 CONBOX
C	0E6002	1	MTG TRACK BQ SIEMENS CB 3P
D	0G4497	1	CIRCUIT BREAKER SUPPORT (BQ)
E	052619	3	SCREW HHC M5-0.8 X 20 G8.8
F	023897	6	WASHER FLAT #10 ZINC
G	049226	3	WASHER LOCK M5
H	0C2454	10	SCREW HWHT M6-1 X 16 N WA Z/JS
J	051716	3	NUT HEX M5-0.8 G8 CLEAR ZINC
K	0C2265	2	SCREW PHTT M4-0.7 X 12 ZP
L	022264	2	WASHER LOCK #8-M4
M	0J78230AS0R	1	SHIELD CB HANDLE CONBOX
N	029289	1	TAPE ELEC 1/2 FOAM
P	036261	4	RIVET POP .125 X .275 SS
UL CIRCUIT BREAKER (ED 3P)			
A	0D5552	REF	CB 0050A 3P 480V S ED4 LL
	0D5556	REF	CB 0090A 3P 480V S ED4 LL
	0D5557	REF	CB 0100A 3P 480V S ED4 LL
	0D9693	REF	CB 0125A 3P 480V S ED4 LL
B	0H6844	1	COVER CB S ED3 C1 CONBOX
C	0G4498	1	CIRCUIT BREAKER SUPPORT (ED)
D	038150	4	WASHER FLAT #8 ZINC
E	022264	4	WASHER LOCK #8-M4
F	022471	4	NUT HEX #8-32 STEEL
G	0A8278	3	SCREW SHC 1/4-28 X 3/4 G8.8 NZ
H	0C2454	10	SCREW HWHT M6-1 X 16 N WA Z/JS
J	066715	4	SCREW RHM #8-32 X 4-1/2
K	022097	3	WASHER LOCK M6-1/4
L	0D5621	3	WASHER-STEP 1/2ODX9/32ID BRASS
M	0J78230AS0R	1	SHIELD CB HANDLE CONBOX
N	029289	1	TAPE ELEC 1/2 FOAM
P	036261	4	RIVET POP .125 X .275 SS

EXPLODED VIEW: CONNECTION BOX C1 CPL

DRAWING #: 0H7234

GROUP A

APPLICABLE TO:

ITEM	PART#	QTY.	DESCRIPTION
UL CIRCUIT BREAKER (QN2 2P)			
A	0E7283	REF	CB 0150A 2P 240V S QN2 LL
B	0H6845	1	COVER CB S QN2 C1 CONBOX
C	0E3664	1	BASE, QN CIRCUIT BREAKER
D	0G4112	1	BREAKER SUPPORT BRACKET 30KW
E	074908	2	SCREW HHTT M5-0.8 X 10 BP
F	0C2454	10	SCREW HWHT M6-1 X 16 N WA Z/JS
G	0J78230ASOR	1	SHIELD CB HANDLE CONBOX
H	029289	1	TAPE ELEC 1/2 FOAM
J	036261	4	RIVET POP .125 X .2