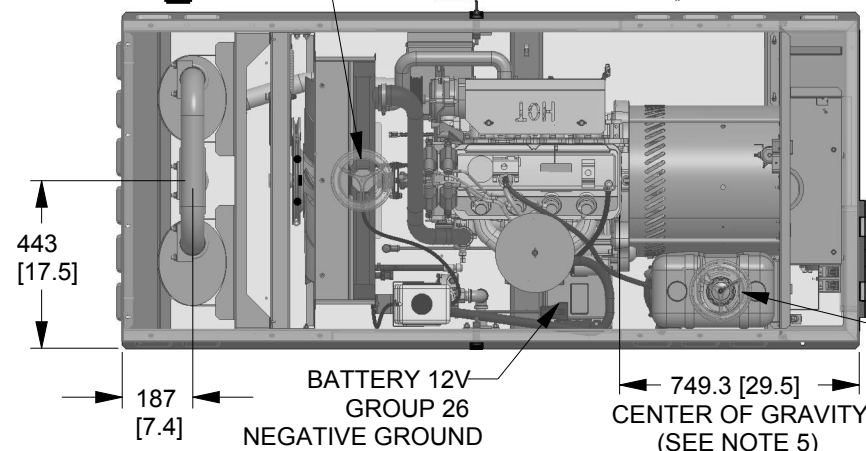


RADIATOR/EXHAUST
DISCHARGE AIR
(BOTH SIDES)

AIR INTAKE
(BOTH SIDES)

REMOVE COVER
FOR ACCESS TO
RADIATOR FILL CAP

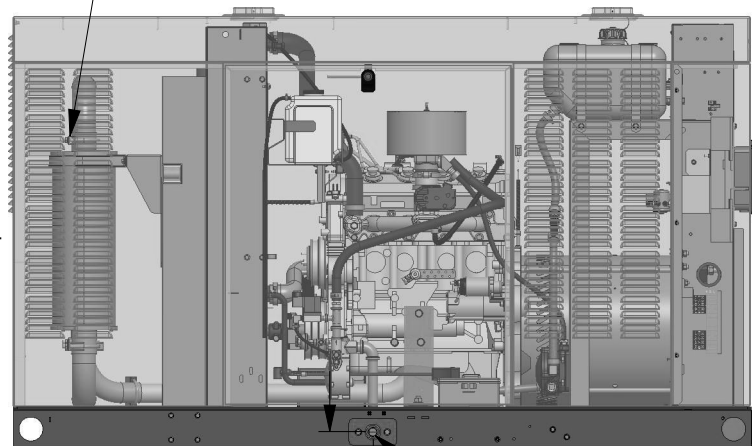


TOP VIEW

EXHAUST MUFFLER
ENCLOSED WITHIN
GENERATOR ENCLOSURE

CIRCUIT BREAKER
SEE NOTE 3

RADIATOR/EXHAUST
DISCHARGE AIR



LEFT SIDE VIEW

1171 [46.1]
OVERALL HEIGHT

888 [35.0]
OVERALL WIDTH
REAR VIEW

REAR ENCLOSURE
COVER PANEL
SEE NOTE 4

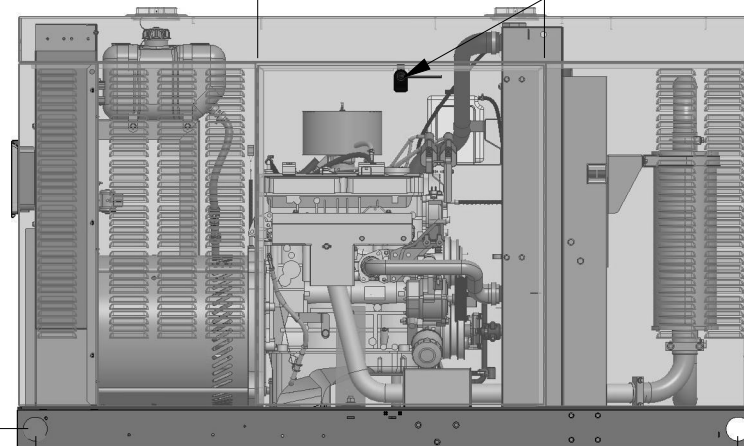
CUSTOMER ACCESS
ASSEMBLY, CONTROL
PANEL ACCESS,
BATTERY CHARGER
LOCATED WITHIN
SEE NOTE 4

58 [2.3]
TYP

47 [1.8]

759 [29.9]
DOOR TYP

VICE ACTION LATCH,
ONE PER DOOR,
ONE LIFT OFF
DOOR PER SIDE
OF GENERATOR



SERVICE ITEM	2.4L
OIL FILL CAP	EITHER SIDE
OIL DIP STICK	RIGHT SIDE
OIL FILTER	RIGHT SIDE
OIL DRAIN HOSE	RIGHT SIDE
RADIATOR DRAIN HOSE	LEFT SIDE
COOLANT RECOVERY BOTTLE	LEFT SIDE
RADIATOR FILL CAP	ROOF TOP
AIR CLEANER ELEMENT	LEFT SIDE
SPARK PLUGS	LEFT SIDE
MUFFLER	SEE NOTE 11
DRIVE BELT	EITHER SIDE
FAN BELT	SEE NOTE 11
BATTERY	LEFT SIDE
LUBE OIL MAINTAINER SUPPLY TANK FILL CAP	ROOF TOP

REFERENCE OWNERS MANUAL
FOR PERIODIC REPLACEMENT
PART LISTINGS.

REMOVE COVER FOR
ACCESS TO LUBE OIL
MAINTAINER SUPPLY TANK
REFERENCE OWNERS MANUAL

NOTES:

1. MINIMUM RECOMMENDED CONCRETE PAD SIZE IS 6" OFFSET OF OVERALL LENGTH AND WIDTH OF GENERATOR. {1193.8 (47") WIDE X 2255.5 (88.8") LONG}. REFERENCE INSTALLATION GUIDE SUPPLIED WITH THE UNIT FOR CONCRETE PAD GUIDELINES. REFERENCE MANUFACTURER'S SPECIFICATIONS IF USING ENGINEERED, PREFABRICATED SLABS.
2. ALLOW SUFFICIENT ROOM ON ALL SIDES OF THE GENERATOR FOR MAINTENANCE AND SERVICING. THIS UNIT MUST BE INSTALLED IN ACCORDANCE WITH CURRENT APPLICABLE NFPA 37 AND NFPA 70 STANDARDS AS WELL AS ANY OTHER FEDERAL, STATE, AND LOCAL CODES.
3. CONTROL PANEL / CIRCUIT BREAKER INFORMATION:
 - SEE SPECIFICATION SHEET OR OWNERS MANUAL
 - ACCESSIBLE THROUGH CUSTOMER ACCESS ASSEMBLY DOOR ON REAR OF GENERATOR.
4. REMOVE THE REAR ENCLOSURE COVER PANEL TO ACCESS THE STUB-UP AREAS AS FOLLOWS:
 - HIGH VOLTAGE CONNECTION INCLUDING AC LOAD LEAD CONDUIT CONNECTION NEUTRAL CONNECTION, BATTERY CHARGER 120 VOLT AC (0.5 AMP MAX) CONNECTION.
 - LOW VOLTAGE CONNECTION INCLUDING TRANSFER SWITCH CONTROL WIRES.
5. CENTER OF GRAVITY AND WEIGHT MAY CHANGE DUE TO UNIT OPTIONS.
6. BOTTOM OF GENERATOR SET MUST BE ENCLOSED TO PREVENT PEST INTRUSION AND RECIRCULATION OF DISCHARGE AIR AND/OR IMPROPER COOLING AIR FLOW.
7. REFERENCE OWNERS MANUAL FOR LIFTING WARNINGS.
8. MOUNTING BOLTS OR STUDS TO MOUNTING SURFACE SHALL BE 5/8-11 GRADE 5 (USE STANDARD SAE TORQUE SPECS)
9. MUST ALLOW FREE FLOW OF INTAKE AIR, DISCHARGE AIR AND EXHAUST. SEE SPEC SHEET FOR MINIMUM AIR FLOW AND MAXIMUM RESTRICTION REQUIREMENTS.
10. GENERATOR MUST BE INSTALLED SUCH THAT FRESH COOLING AIR IS AVAILABLE AND THAT DISCHARGE AIR FROM RADIATOR IS NOT RECIRCULATED.
11. EXHAUST MUFFLER AND FAN BELT ENCLOSED WITHIN GENERATOR ENCLOSURE, REMOVE FRONT PANEL TO ACCESS.

DRAWING CREATED FROM PRO/ENGINEER
3D FILE. ECO MODIFICATION TO BE
APPLIED TO SOLID MODEL ONLY.

WEIGHT DATA

ENGINE/KW	ENCLOSURE MATERIAL	WEIGHT GENSET ONLY KG [LBS]	WEIGHT SHIPPING SKID KG [LBS]	SHIPPING WEIGHT KG [LBS]
2.4L 36KW	ST	569 [1255]	44 [98]	613 [1353]
2.4L 36KW	AL	545 [1202]	44 [98]	590 [1300]
2.4L 45KW	ST	596 [1313]	44 [98]	640 [1411]
2.4L 45KW	AL	572 [1260]	44 [98]	616 [1358]

DIMENSIONS: MM [INCH]

GENERAC POWER SYSTEMS OWNS THE COPYRIGHT OF THIS DRAWING
WHICH IS SUPPLIED IN CONFIDENCE AND MUST NOT BE USED FOR
ANY PURPOSE OTHER THAN FOR WHICH IT IS SUPPLIED WITHOUT
THE EXPRESS WRITTEN CONSENT OF GENERAC POWER SYSTEMS.
©GENERAC POWER SYSTEMS 2013

ELECTRONICALLY APPROVED
INSIDE WINDCHILL

GENERAC

TITLE

INSTALL CPL PROT G2.4L C2
36/45KW

ISSUE DATE:

SIZE
B

CAGE NO
N/A

DWG NO
0K8636

REV
D

SCALE

0.050

WT-KG

SEE ABOVE

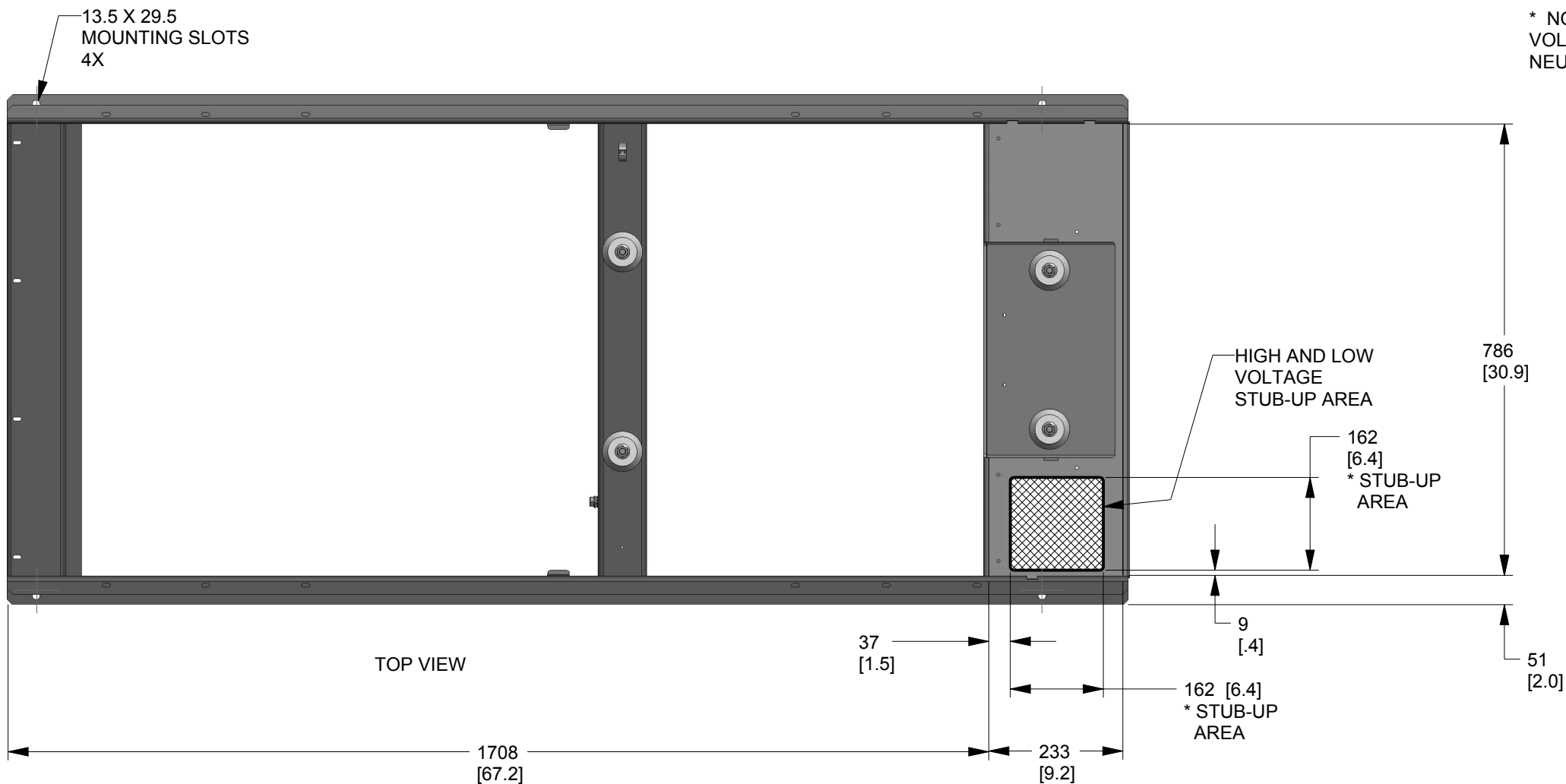
SHEET

1 of 2

INSTALLATION DRAWING

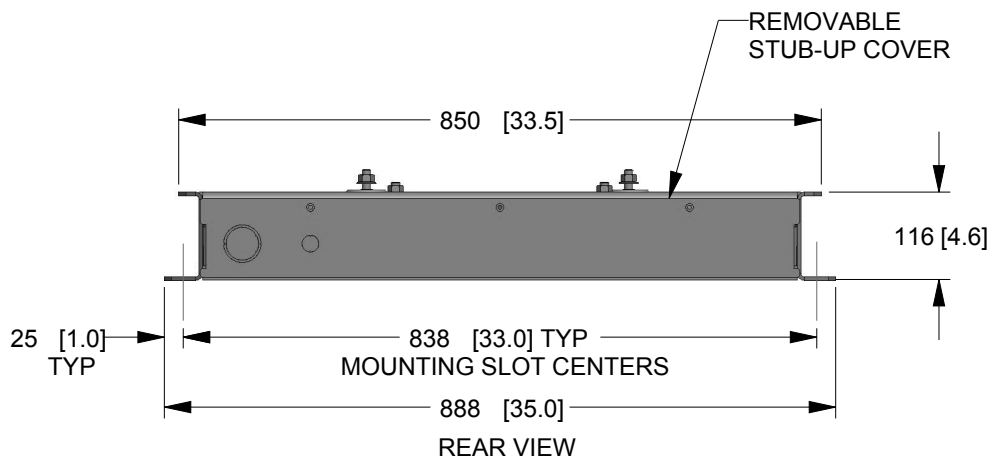
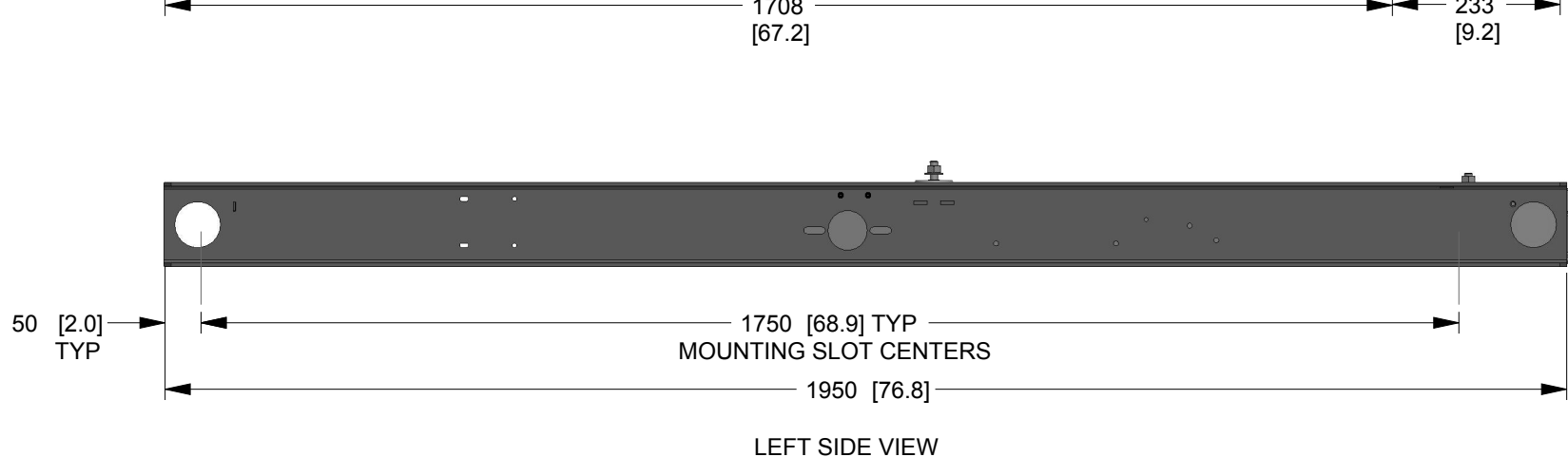
B

B



A

A



DRAWING CREATED FROM PRO/ENGINEER 3D FILE. ECO MODIFICATION TO BE APPLIED TO SOLID MODEL ONLY.

DIMENSIONS: MM [INCH]

GENERAC POWER SYSTEMS OWNS THE COPYRIGHT OF THIS DRAWING WHICH IS SUPPLIED IN CONFIDENCE AND MUST NOT BE USED FOR ANY PURPOSE OTHER THAN FOR WHICH IT IS SUPPLIED WITHOUT THE EXPRESS WRITTEN CONSENT OF GENERAC POWER SYSTEMS. ©GENERAC POWER SYSTEMS 2013

ELECTRONICALLY APPROVED
INSIDE WINDCHILL



TITLE

INSTALL CPL PROT G2.4L C2
36/45KW

ISSUE DATE:

SIZE
B

CAGE NO
N/A

DWG NO

0K8636

REV
D

SCALE

0.100

WT-KG

SEE SHEET 1

SHEET

2 of 2

INSTALLATION DRAWING