

RADIATOR/EXHAUST
DISCHARGE AIR
(BOTH SIDES)AIR INTAKE
(BOTH SIDES)REMOVE COVER
FOR ACCESS TO
RADIATOR FILL CAP357
[14.0]BATTERY 12V
GROUP 26
NEGATIVE GROUND
P/N: 077483

TOP VIEW

683.3 [26.9]
CENTER OF GRAVITYREFERENCE OWNERS MANUAL
FOR PERIODIC REPLACEMENT
PART LISTINGS.REMOVE COVER FOR
ACCESS TO LUBE OIL
MAINTAINER SUPPLY TANK
REFERENCE OWNERS MANUALCIRCUIT BREAKER
SEE NOTE 31171
[46.1]
OVERALL
HEIGHTREAR ENCLOSURE
COVER PANEL
SEE NOTE 4CUSTOMER ACCESS
ASSEMBLY, CONTROL
PANEL ACCESS,
BATTERY CHARGER
LOCATED WITHIN
SEE NOTE 4759 [29.9]
DOOR TYP.VICE ACTION LATCH,
ONE PER DOOR,
ONE LIFT OFF
DOOR PER SIDE
OF GENERATOREXHAUST MUFFLER
ENCLOSED WITHIN
GENERATOR ENCLOSURERADIATOR/EXHAUST
DISCHARGE AIR

50 [2.0]

1000 [39.4]

LEFT SIDE VIEW

FUEL LINE CONNECTION
3/4" NPT FEMALE COUPLING

REAR VIEW

1857 [73.1]
1950 [76.8]
OVERALL LENGTH

RIGHT SIDE VIEW

DRAWING CREATED FROM PRO/ENGINEER
3D FILE. ECO MODIFICATION TO BE
APPLIED TO SOLID MODEL ONLY.

WEIGHT DATA				
ENGINE/KW	ENCLOSURE MATERIAL	WEIGHT GENSET ONLY KG [LBS]	WEIGHT SHIPPING SKID KG [LBS]	SHIPPING WEIGHT KG [LBS]
2.4L 60KW	ST	582 [1283]	44 [98]	626 [1381]
2.4L 60KW	AL	558 [1230]	44 [98]	602 [1328]

DIMENSIONS: MM [INCH]

GENERAC POWER SYSTEMS OWNS THE COPYRIGHT OF THIS DRAWING
WHICH IS SUPPLIED IN CONFIDENCE AND MUST NOT BE USED FOR
ANY PURPOSE OTHER THAN FOR WHICH IT IS SUPPLIED WITHOUT
THE EXPRESS WRITTEN CONSENT OF GENERAC POWER SYSTEMS.
©GENERAC POWER SYSTEMS 2013ELECTRONICALLY APPROVED
INSIDE WINDCHILL**GENERAC**

TITLE

INSTALL CPL PROT G2.4L C2 60KW

ISSUE DATE:

SIZE
BCAGE NO
N/A

DWG NO

0L2090

REV
D

SCALE

0.050

WT-KG

SEE ABOVE

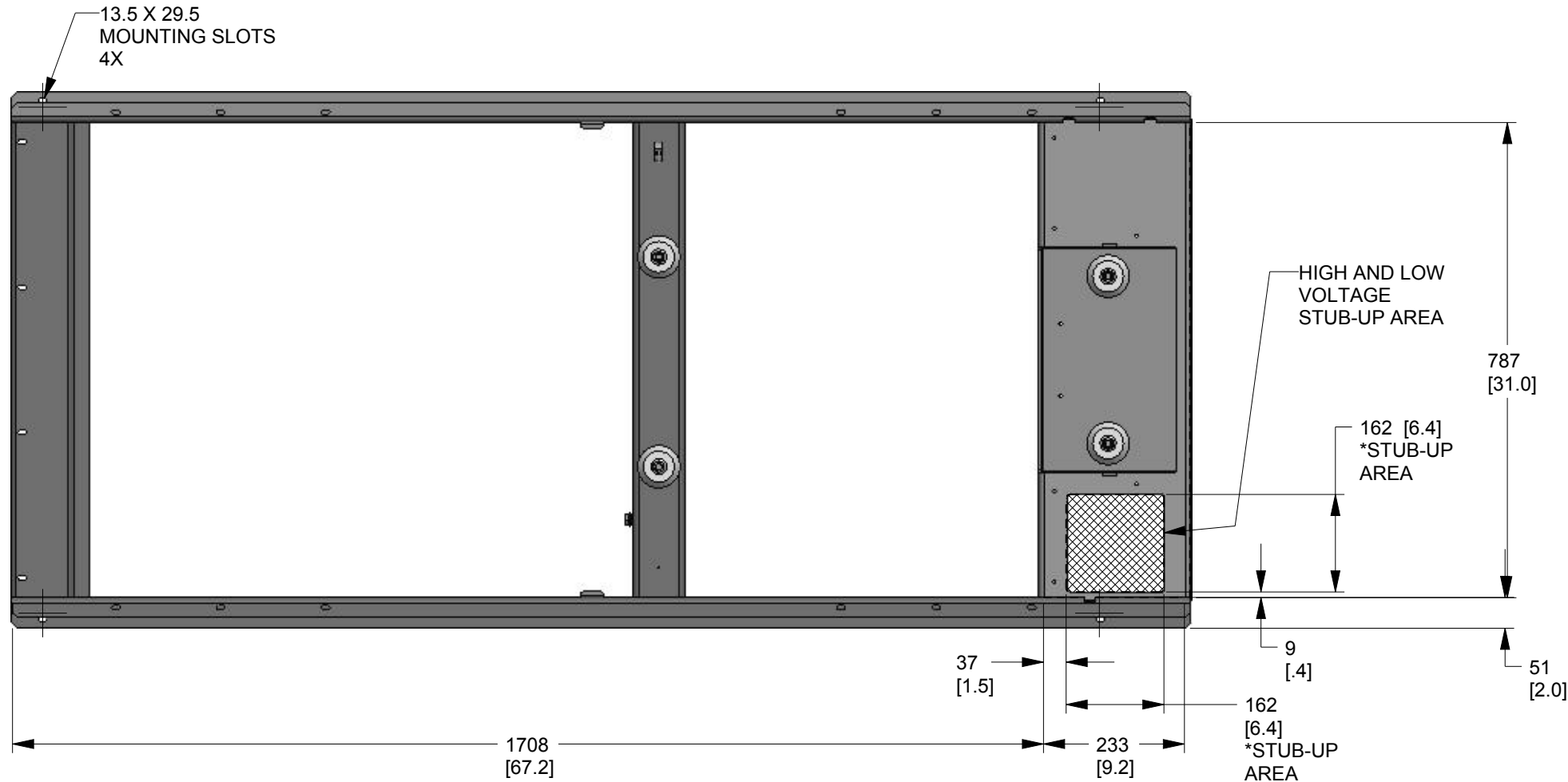
SHEET

1 of 2

INSTALLATION DRAWING

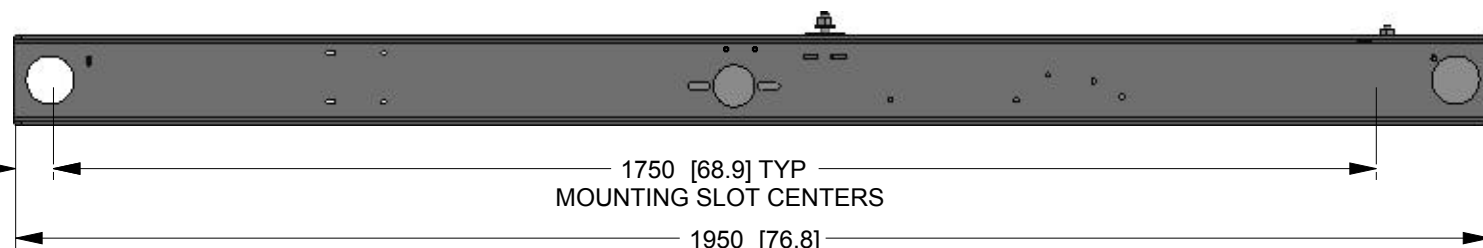
B

B

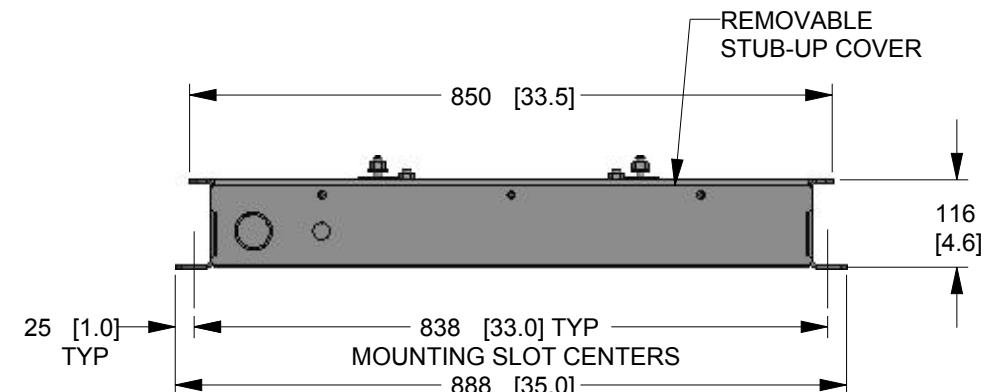


*NOTE: STUB-UP AREA FOR HIGH AND LOW VOLTAGE CONNECTIONS, CIRCUIT BREAKER, NEUTRAL AND CUSTOMER CONNECTION OPENING.

TOP VIEW



LEFT SIDE VIEW



REAR VIEW

A

A

DRAWING CREATED FROM PRO/ENGINEER 3D FILE. ECO MODIFICATION TO BE APPLIED TO SOLID MODEL ONLY.

DIMENSIONS: MM [INCH]

GENERAC POWER SYSTEMS OWNS THE COPYRIGHT OF THIS DRAWING WHICH IS SUPPLIED IN CONFIDENCE AND MUST NOT BE USED FOR ANY PURPOSE OTHER THAN FOR WHICH IT IS SUPPLIED WITHOUT THE EXPRESS WRITTEN CONSENT OF GENERAC POWER SYSTEMS. ©GENERAC POWER SYSTEMS 2013

ELECTRONICALLY APPROVED
INSIDE WINDCHILL

GENERAC

TITLE

INSTALL CPL PROT G2.4L C2 60KW

ISSUE DATE:

SIZE
B

CAGE NO
N/A

DWG NO

0L2090

REV
D

SCALE

0.100

WT-KG

SEE SHEET 1

SHEET

2 of 2

INSTALLATION DRAWING